



US 20200006675A1

(19) **United States**(12) **Patent Application Publication**
MA et al.(10) **Pub. No.: US 2020/0006675 A1**(43) **Pub. Date: Jan. 2, 2020**(54) **ORGANIC ELECTROLUMINESCENT
MATERIALS AND DEVICES****Publication Classification**(51) **Int. Cl.***H01L 51/00* (2006.01)*C07F 15/00* (2006.01)*H05B 33/14* (2006.01)*C09K 11/06* (2006.01)*C09K 11/02* (2006.01)(52) **U.S. Cl.**CPC *H01L 51/0085* (2013.01); *C07F 15/0033*(2013.01); *H05B 33/14* (2013.01); *H01L**51/5016* (2013.01); *C09K 11/025* (2013.01);*H01L 51/0072* (2013.01); *C09K 11/06*

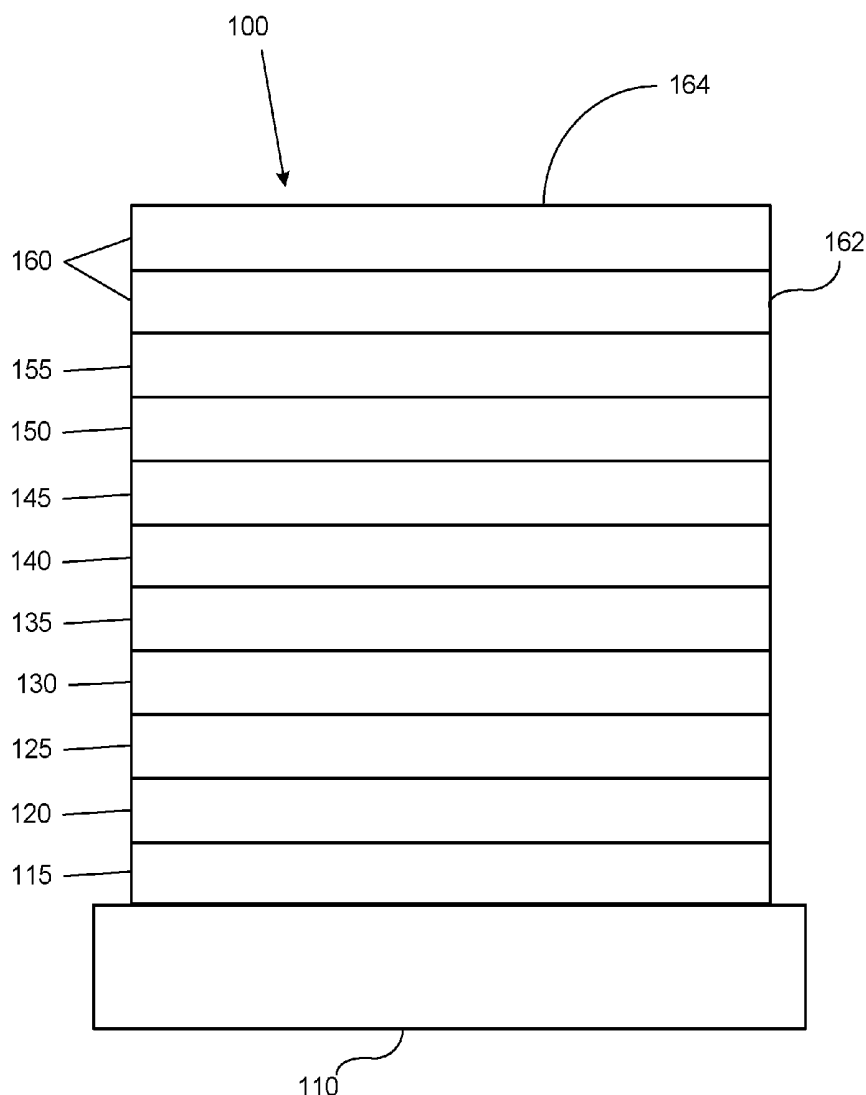
(2013.01)

(71) Applicant: **Universal Display Corporation,**
Ewing, NJ (US)(72) Inventors: **Bin MA**, Plainsboro, NJ (US); **Alan
DEANGELIS**, Pennington, NJ (US);
Chuanjun XIA, Lawrenceville, NJ
(US)(73) Assignee: **Universal Display Corporation,**
Ewing, NJ (US)(21) Appl. No.: **16/563,074**(22) Filed: **Sep. 6, 2019**

(57)

ABSTRACT**Related U.S. Application Data**(63) Continuation of application No. 15/336,201, filed on
Oct. 27, 2016, now Pat. No. 10,454,046, which is a
continuation of application No. 13/316,162, filed on
Dec. 9, 2011, now Pat. No. 9,512,355.

Novel phosphorescent metal complexes containing 2-phenylisoquinoline ligands with at least two substituents on the isoquinoline ring are provided. The disclosed compounds have low sublimation temperatures that allow for ease of purification and fabrication into a variety of OLED devices.



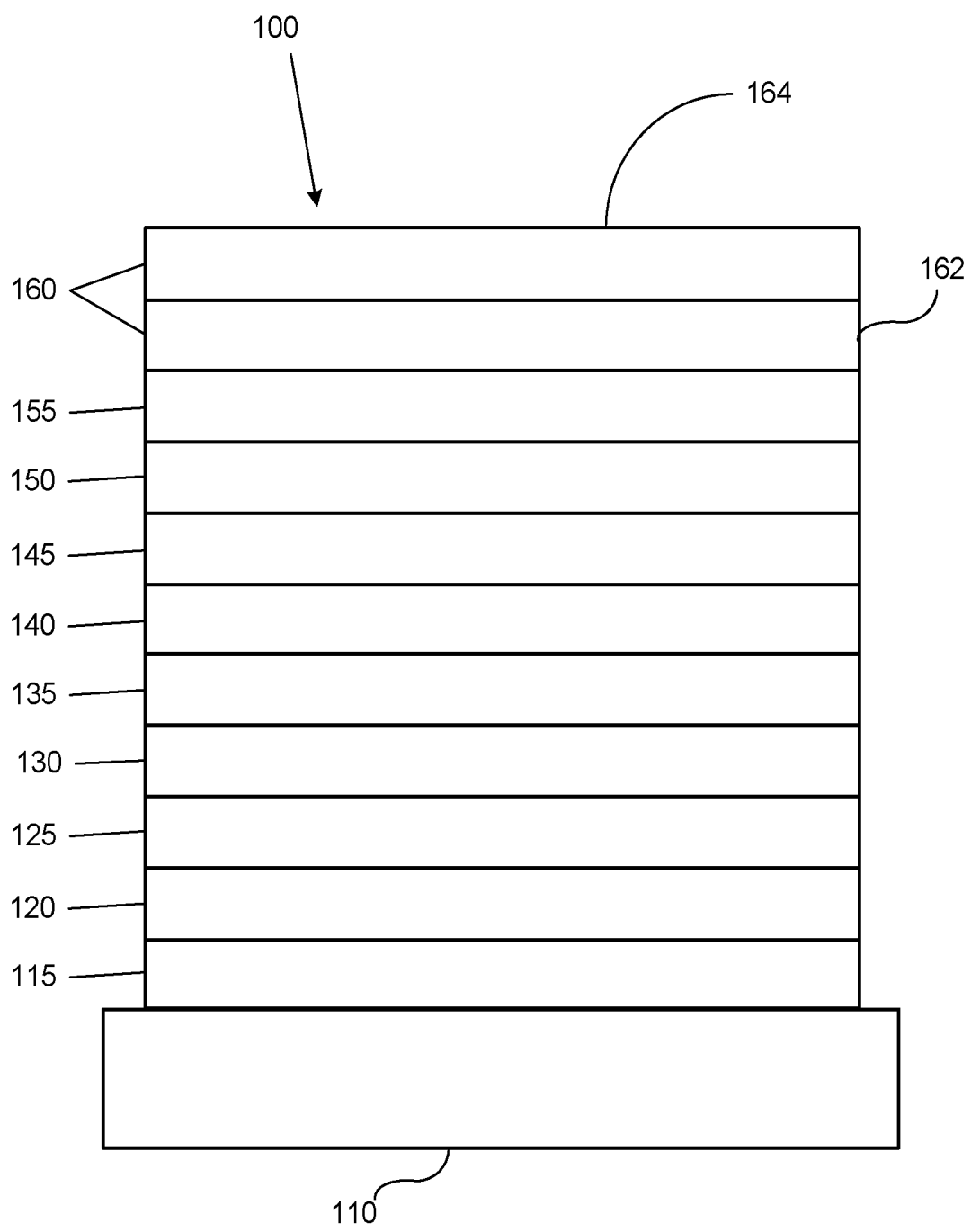


FIGURE 1

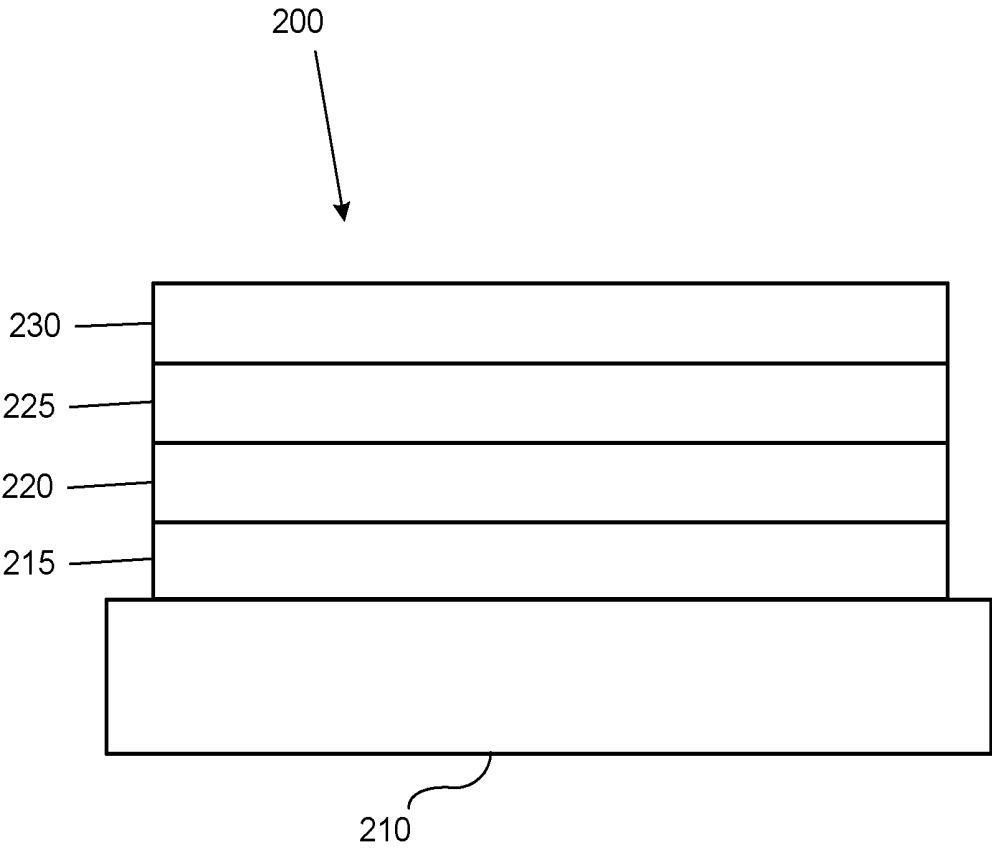
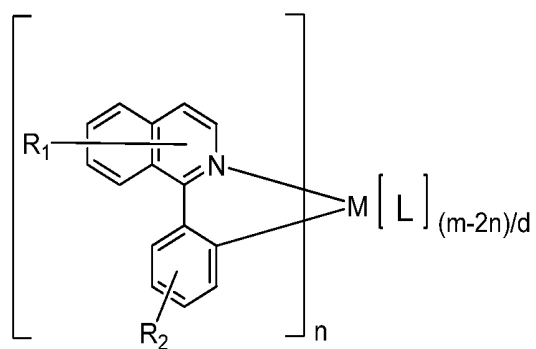


FIGURE 2



Formula I

FIGURE 3

**ORGANIC ELECTROLUMINESCENT
MATERIALS AND DEVICES****CROSS-REFERENCE TO RELATED
APPLICATION**

[0001] This application is a continuation application of U.S. patent application Ser. No. 15/336,201, filed on Oct. 27, 2016, which is a continuation application of U.S. patent application Ser. No. 13/316,162, filed on Dec. 9, 2011, the disclosures of which are incorporated herein by reference in their entirety.

**PARTIES TO A JOINT RESEARCH
AGREEMENT**

[0002] The claimed invention was made by, on behalf of, and/or in connection with one or more of the following parties to a joint university corporation research agreement: Regents of the University of Michigan, Princeton University, The University of Southern California, and the Universal Display Corporation. The agreement was in effect on and before the date the claimed invention was made, and the claimed invention was made as a result of activities undertaken within the scope of the agreement.

FIELD OF THE INVENTION

[0003] The present invention relates to metal complexes containing heterocyclic ligands with at least two substituents on the heterocyclic ligand. These metal complexes are suitable for use in OLED devices.

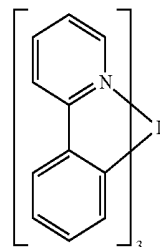
BACKGROUND

[0004] Opto-electronic devices that make use of organic materials are becoming increasingly desirable for a number of reasons. Many of the materials used to make such devices are relatively inexpensive, so organic opto-electronic devices have the potential for cost advantages over inorganic devices. In addition, the inherent properties of organic materials, such as their flexibility, may make them well suited for particular applications such as fabrication on a flexible substrate. Examples of organic opto-electronic devices include organic light emitting devices (OLEDs), organic phototransistors, organic photovoltaic cells, and organic photodetectors. For OLEDs, the organic materials may have performance advantages over conventional materials. For example, the wavelength at which an organic emissive layer emits light may generally be readily tuned with appropriate dopants.

[0005] OLEDs make use of thin organic films that emit light when voltage is applied across the device. OLEDs are becoming an increasingly interesting technology for use in applications such as flat panel displays, illumination, and backlighting. Several OLED materials and configurations are described in U.S. Pat. Nos. 5,844,363, 6,303,238, and 5,707,745, which are incorporated herein by reference in their entirety.

[0006] One application for phosphorescent emissive molecules is a full color display. Industry standards for such a display call for pixels adapted to emit particular colors, referred to as “saturated” colors. In particular, these standards call for saturated red, green, and blue pixels. Color may be measured using CIE coordinates, which are well known to the art.

[0007] One example of a green emissive molecule is tris(2-phenylpyridine) iridium, denoted Ir(ppy)₃, which has the following structure:



[0008] In this, and later figures herein, we depict the dative bond from nitrogen to metal (here, Ir) as a straight line.

[0009] As used herein, the term “organic” includes polymeric materials as well as small molecule organic materials that may be used to fabricate organic opto-electronic devices. “Small molecule” refers to any organic material that is not a polymer, and “small molecules” may actually be quite large. Small molecules may include repeat units in some circumstances. For example, using a long chain alkyl group as a substituent does not remove a molecule from the “small molecule” class. Small molecules may also be incorporated into polymers, for example as a pendent group on a polymer backbone or as a part of the backbone. Small molecules may also serve as the core moiety of a dendrimer, which consists of a series of chemical shells built on the core moiety. The core moiety of a dendrimer may be a fluorescent or phosphorescent small molecule emitter. A dendrimer may be a “small molecule,” and it is believed that all dendrimers currently used in the field of OLEDs are small molecules.

[0010] As used herein, “top” means furthest away from the substrate, while “bottom” means closest to the substrate. Where a first layer is described as “disposed over” a second layer, the first layer is disposed further away from substrate. There may be other layers between the first and second layer, unless it is specified that the first layer is “in contact with” the second layer. For example, a cathode may be described as “disposed over” an anode, even though there are various organic layers in between.

[0011] As used herein, “solution processible” means capable of being dissolved, dispersed, or transported in and/or deposited from a liquid medium, either in solution or suspension form.

[0012] A ligand may be referred to as “photoactive” when it is believed that the ligand directly contributes to the photoactive properties of an emissive material. A ligand may be referred to as “ancillary” when it is believed that the ligand does not contribute to the photoactive properties of an emissive material, although an ancillary ligand may alter the properties of a photoactive ligand.

[0013] As used herein, and as would be generally understood by one skilled in the art, a first “Highest Occupied Molecular Orbital” (HOMO) or “Lowest Unoccupied Molecular Orbital” (LUMO) energy level is “greater than” or “higher than” a second HOMO or LUMO energy level if the first energy level is closer to the vacuum energy level. Since ionization potentials (IP) are measured as a negative energy relative to a vacuum level, a higher HOMO energy level corresponds to an IP having a smaller absolute value (an IP that is less negative). Similarly, a higher LUMO

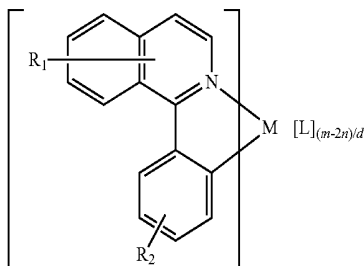
energy level corresponds to an electron affinity (EA) having a smaller absolute value (an EA that is less negative). On a conventional energy level diagram, with the vacuum level at the top, the LUMO energy level of a material is higher than the HOMO energy level of the same material. A “higher” HOMO or LUMO energy level appears closer to the top of such a diagram than a “lower” HOMO or LUMO energy level.

[0014] As used herein, and as would be generally understood by one skilled in the art, a first work function is “greater than” or “higher than” a second work function if the first work function has a higher absolute value. Because work functions are generally measured as negative numbers relative to vacuum level, this means that a “higher” work function is more negative. On a conventional energy level diagram, with the vacuum level at the top, a “higher” work function is illustrated as further away from the vacuum level in the downward direction. Thus, the definitions of HOMO and LUMO energy levels follow a different convention than work functions.

[0015] More details on OLEDs, and the definitions described above, can be found in U.S. Pat. No. 7,279,704, which is incorporated herein by reference in its entirety.

SUMMARY OF THE INVENTION

[0016] In one aspect, a compound having the formula:



Formula I is provided.

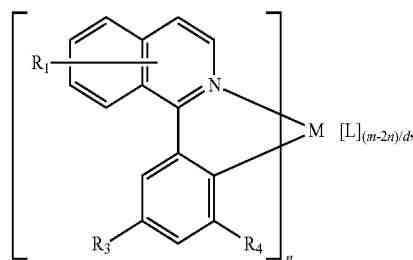
[0017] In the compound of Formula I, M is a metal having an atomic weight higher than 40, L is a second ligand, m is the maximum coordination number of the metal M, d is the denticity of L, and n is at least 1. R₁ is independently selected for each ligand and represents di, tri, tetra, penta substitutions, or no substitution. Each of R₁ is independently selected from the group consisting of hydrogen, deuterium, halide, alkyl, cycloalkyl, heteroalkyl, arylalkyl, alkoxy, aryloxy, amino, silyl, germlyl, alkenyl, cycloalkenyl, heteroalkenyl, alkynyl, aryl, heteroaryl, acyl, carbonyl, carboxylic acids, ester, nitrile, isonitrile, sulfanyl, sulfinyl, sulfonyl, phosphino, and combinations thereof.

[0018] At least two of R₁ is independently selected from two to six carbon containing alkyl, silyl, germlyl, cycloalkyl, and combinations thereof. R₂ may represent mono, di, tri, tetra substitutions, or no substitution, and each of R₂ is independently selected from the group consisting of hydrogen, deuterium, halide, alkyl, cycloalkyl, heteroalkyl, arylalkyl, alkoxy, aryloxy, amino, silyl, alkenyl, cycloalkenyl, heteroalkenyl, alkynyl, aryl, heteroaryl, acyl, carbonyl, carboxylic acids, ester, nitrile, isonitrile, sulfanyl, sulfinyl, sulfonyl, phosphino, and combinations thereof.

[0019] In one aspect, R₁ represents di-substitution. In one aspect, R₁ represents di-alkyl substitution. In another aspect, R₁ represents silyl or germlyl substitution.

[0020] In one aspect, the compound has the formula:

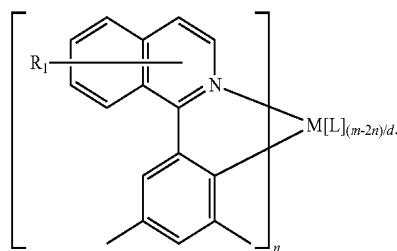
Formula II



wherein R₃ and R₄ are alkyl.

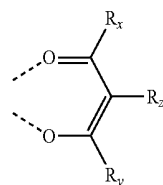
[0021] In one aspect, the compound has the formula:

Formula III



[0022] In one aspect, R₁ is independently selected from the group consisting of CH(CH₃)₂, CH₂CH(CH₃)₂, CH₂C(CH₃)₃, cyclopentyl, cyclohexyl, ethyl, trimethylsilyl, triethylsilyl, triisopropylsilyl, trimethylgermyl, triethylgermyl, and triisopropylgermyl.

[0023] In one aspect, n M is Ir. In one aspect, n is 2. In one aspect, L is a monoanionic bidentate ligand. In one aspect, L is R^y,



and

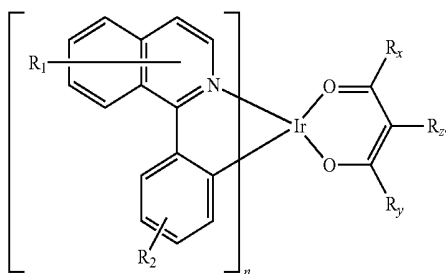
R_x, R_y, and R_z are each independently selected from the group consisting of hydrogen, deuterium, halide, alkyl, cycloalkyl, heteroalkyl, arylalkyl, alkoxy, aryloxy, amino, silyl, alkenyl, cycloalkenyl, heteroalkenyl, alkynyl, aryl, heteroaryl, acyl, carbonyl, carboxylic acids, ester, nitrile, isonitrile, sulfanyl, sulfinyl, sulfonyl, phosphino, and combinations thereof.

[0024] In one aspect, R_x, R_y, and R_z are independently selected from the group consisting of alkyl, hydrogen, deuterium, and combinations thereof.

[0025] In one aspect, R_z is hydrogen or deuterium, and R_x and R_y are independently selected from the group consisting of methyl, $\text{CH}(\text{CH}_3)_2$, and $\text{CH}_2\text{CH}(\text{CH}_3)_2$.

[0026] In one aspect, the compound has the formula:

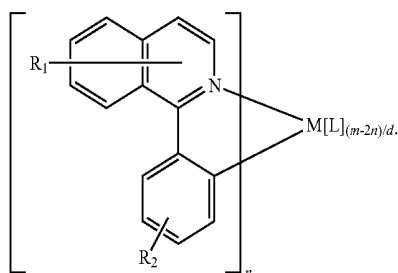
Formula IV



[0027] In one aspect, the compound is selected from Compound 1-Compound 50.

[0028] In one aspect, a first device is provided. The first device comprises a first organic light emitting device, further comprising an anode, a cathode, and an organic layer, disposed between the anode and the cathode, comprising a compound having the formula:

Formula I



In the compound of Formula I, M is a metal having an atomic weight higher than 40, L is a second ligand, m is the maximum coordination number of the metal M, d is the denticity of L, and n is at least 1. R_1 is independently selected for each ligand and represents di, tri, tetra, penta substitutions, or no substitution. Each of R_1 is independently selected from the group consisting of hydrogen, deuterium, halide, alkyl, cycloalkyl, heteroalkyl, arylalkyl, alkoxy, aryloxy, amino, silyl, germyl, alkenyl, cycloalkenyl, heteroalkenyl, alkynyl, aryl, heteroaryl, acyl, carbonyl, carboxylic acids, ester, nitrile, isonitrile, sulfanyl, sulfinyl, sulfonyl, phosphino, and combinations thereof.

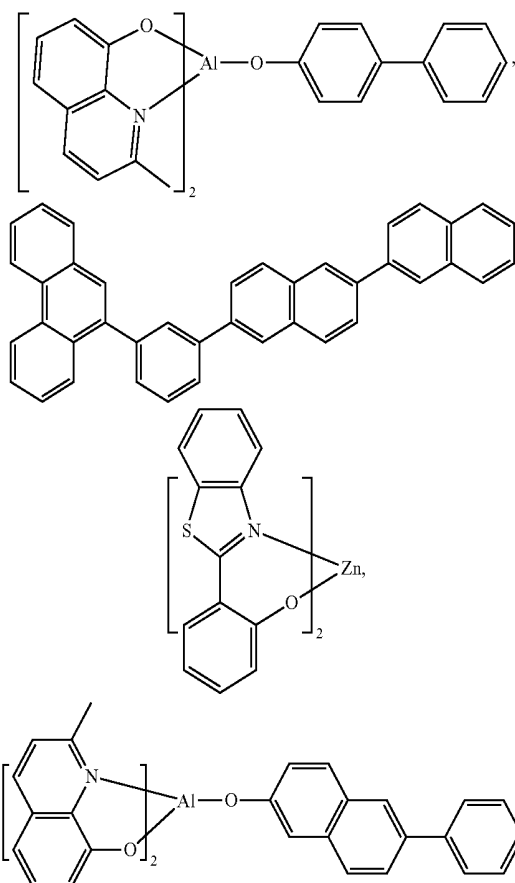
[0029] At least two of R_1 is independently selected from two to six carbon containing alkyl, silyl, germyl, cycloalkyl, and combinations thereof. R_2 may represent mono, di, tri, tetra substitutions, or no substitution, and each of R_2 is independently selected from the group consisting of hydrogen, deuterium, halide, alkyl, cycloalkyl, heteroalkyl, arylalkyl, alkoxy, aryloxy, amino, silyl, alkenyl, cycloalkenyl, heteroalkenyl, alkynyl, aryl, heteroaryl, acyl, carbonyl, carboxylic acids, ester, nitrile, isonitrile, sulfanyl, sulfinyl, sulfonyl, phosphino, and combinations thereof.

[0030] In one aspect, the first device is a consumer product. In one aspect, the first device is an organic light-emitting device. In one aspect, the organic layer is an emissive layer

and the compound is a non-emissive dopant. In one aspect, the organic layer further comprises a host.

[0031] In one aspect, the host is a metal 8-hydroxyquinolate.

[0032] In one aspect, the host is selected from the group consisting of:



and combinations thereof.

BRIEF DESCRIPTION OF THE DRAWINGS

[0033] FIG. 1 shows an organic light emitting device.

[0034] FIG. 2 shows an inverted organic light emitting device that does not have a separate electron transport layer.

[0035] FIG. 3 shows a compound of Formula I.

DETAILED DESCRIPTION

[0036] Generally, an OLED comprises at least one organic layer disposed between and electrically connected to an anode and a cathode. When a current is applied, the anode injects holes and the cathode injects electrons into the organic layer(s). The injected holes and electrons each migrate toward the oppositely charged electrode. When an electron and hole localize on the same molecule, an "exciton," which is a localized electron-hole pair having an excited energy state, is formed. Light is emitted when the exciton relaxes via a photoemissive mechanism. In some cases, the exciton may be localized on an excimer or an exciplex. Non-radiative mechanisms, such as thermal relaxation, may also occur, but are generally considered undesirable.

[0037] The initial OLEDs used emissive molecules that emitted light from their singlet states (“fluorescence”) as disclosed, for example, in U.S. Pat. No. 4,769,292, which is incorporated by reference in its entirety. Fluorescent emission generally occurs in a time frame of less than 10 nanoseconds.

[0038] More recently, OLEDs having emissive materials that emit light from triplet states (“phosphorescence”) have been demonstrated. Baldo et al., “Highly Efficient Phosphorescent Emission from Organic Electroluminescent Devices,” *Nature*, vol. 395, 151-154, 1998; (“Baldo-I”) and Baldo et al., “Very high-efficiency green organic light-emitting devices based on electrophosphorescence,” *Appl. Phys. Lett.*, vol. 75, No. 3, 4-6 (1999) (“Baldo-II”), which are incorporated by reference in their entireties. Phosphorescence is described in more detail in U.S. Pat. No. 7,279,704 at cols. 5-6, which are incorporated by reference.

[0039] FIG. 1 shows an organic light emitting device 100. The figures are not necessarily drawn to scale. Device 100 may include a substrate 110, an anode 115, a hole injection layer 120, a hole transport layer 125, an electron blocking layer 130, an emissive layer 135, a hole blocking layer 140, an electron transport layer 145, an electron injection layer 150, a protective layer 155, and a cathode 160. Cathode 160 is a compound cathode having a first conductive layer 162 and a second conductive layer 164. Device 100 may be fabricated by depositing the layers described, in order. The properties and functions of these various layers, as well as example materials, are described in more detail in U.S. Pat. No. 7,279,704 at cols. 6-10, which are incorporated by reference.

[0040] More examples for each of these layers are available. For example, a flexible and transparent substrate-anode combination is disclosed in U.S. Pat. No. 5,844,363, which is incorporated by reference in its entirety. An example of a p-doped hole transport layer is m-MTDATA doped with F.sub.4-TCNQ at a molar ratio of 50:1, as disclosed in U.S. Patent Application Publication No. 2003/0230980, which is incorporated by reference in its entirety. Examples of emissive and host materials are disclosed in U.S. Pat. No. 6,303,238 to Thompson et al., which is incorporated by reference in its entirety. An example of an n-doped electron transport layer is BPhen doped with Li at a molar ratio of 1:1, as disclosed in U.S. Patent Application Publication No. 2003/0230980, which is incorporated by reference in its entirety. U.S. Pat. Nos. 5,703,436 and 5,707,745, which are incorporated by reference in their entireties, disclose examples of cathodes including compound cathodes having a thin layer of metal such as Mg:Ag with an overlying transparent, electrically-conductive, sputter-deposited ITO layer. The theory and use of blocking layers is described in more detail in U.S. Pat. No. 6,097,147 and U.S. Patent Application Publication No. 2003/0230980, which are incorporated by reference in their entireties. Examples of injection layers are provided in U.S. Patent Application Publication No. 2004/0174116, which is incorporated by reference in its entirety. A description of protective layers may be found in U.S. Patent Application Publication No. 2004/0174116, which is incorporated by reference in its entirety.

[0041] FIG. 2 shows an inverted OLED 200. The device includes a substrate 210, a cathode 215, an emissive layer 220, a hole transport layer 225, and an anode 230. Device 200 may be fabricated by depositing the layers described, in

order. Because the most common OLED configuration has a cathode disposed over the anode, and device 200 has cathode 215 disposed under anode 230, device 200 may be referred to as an “inverted” OLED. Materials similar to those described with respect to device 100 may be used in the corresponding layers of device 200. FIG. 2 provides one example of how some layers may be omitted from the structure of device 100.

[0042] The simple layered structure illustrated in FIGS. 1 and 2 is provided by way of non-limiting example, and it is understood that embodiments of the invention may be used in connection with a wide variety of other structures. The specific materials and structures described are exemplary in nature, and other materials and structures may be used. Functional OLEDs may be achieved by combining the various layers described in different ways, or layers may be omitted entirely, based on design, performance, and cost factors. Other layers not specifically described may also be included. Materials other than those specifically described may be used. Although many of the examples provided herein describe various layers as comprising a single material, it is understood that combinations of materials, such as a mixture of host and dopant, or more generally a mixture, may be used. Also, the layers may have various sublayers. The names given to the various layers herein are not intended to be strictly limiting. For example, in device 200, hole transport layer 225 transports holes and injects holes into emissive layer 220, and may be described as a hole transport layer or a hole injection layer. In one embodiment, an OLED may be described as having an “organic layer” disposed between a cathode and an anode. This organic layer may comprise a single layer, or may further comprise multiple layers of different organic materials as described, for example, with respect to FIGS. 1 and 2.

[0043] Structures and materials not specifically described may also be used, such as OLEDs comprised of polymeric materials (PLEDs) such as disclosed in U.S. Pat. No. 5,247,190 to Friend et al., which is incorporated by reference in its entirety. By way of further example, OLEDs having a single organic layer may be used. OLEDs may be stacked, for example as described in U.S. Pat. No. 5,707,745 to Forrest et al, which is incorporated by reference in its entirety. The OLED structure may deviate from the simple layered structure illustrated in FIGS. 1 and 2. For example, the substrate may include an angled reflective surface to improve out-coupling, such as a mesa structure as described in U.S. Pat. No. 6,091,195 to Forrest et al., and/or a pit structure as described in U.S. Pat. No. 5,834,893 to Bulovic et al., which are incorporated by reference in their entireties.

[0044] Unless otherwise specified, any of the layers of the various embodiments may be deposited by any suitable method. For the organic layers, preferred methods include thermal evaporation, ink-jet, such as described in U.S. Pat. Nos. 6,013,982 and 6,087,196, which are incorporated by reference in their entireties, organic vapor phase deposition (OVPD), such as described in U.S. Pat. No. 6,337,102 to Forrest et al., which is incorporated by reference in its entirety, and deposition by organic vapor jet printing (OVJP), such as described in U.S. patent application Ser. No. 10/233,470, which is incorporated by reference in its entirety. Other suitable deposition methods include spin coating and other solution based processes. Solution based processes are preferably carried out in nitrogen or an inert atmosphere. For the other layers, preferred methods include

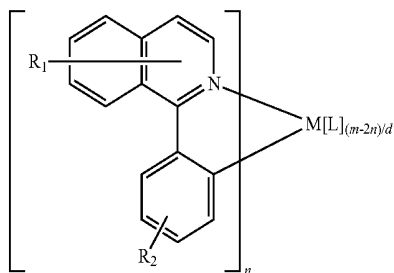
thermal evaporation. Preferred patterning methods include deposition through a mask, cold welding such as described in U.S. Pat. Nos. 6,294,398 and 6,468,819, which are incorporated by reference in their entireties, and patterning associated with some of the deposition methods such as ink-jet and OVJD. Other methods may also be used. The materials to be deposited may be modified to make them compatible with a particular deposition method. For example, substituents such as alkyl and aryl groups, branched or unbranched, and preferably containing at least 3 carbons, may be used in small molecules to enhance their ability to undergo solution processing. Substituents having 20 carbons or more may be used, and 3-20 carbons is a preferred range. Materials with asymmetric structures may have better solution processibility than those having symmetric structures, because asymmetric materials may have a lower tendency to recrystallize. Dendrimer substituents may be used to enhance the ability of small molecules to undergo solution processing.

[0045] Devices fabricated in accordance with embodiments of the invention may be incorporated into a wide variety of consumer products, including flat panel displays, computer monitors, medical monitors, televisions, billboards, lights for interior or exterior illumination and/or signaling, heads up displays, fully transparent displays, flexible displays, laser printers, telephones, cell phones, personal digital assistants (PDAs), laptop computers, digital cameras, camcorders, viewfinders, micro-displays, vehicles, a large area wall, theater or stadium screen, or a sign. Various control mechanisms may be used to control devices fabricated in accordance with the present invention, including passive matrix and active matrix. Many of the devices are intended for use in a temperature range comfortable to humans, such as 18 degrees C. to 30 degrees C., and more preferably at room temperature (20-25 degrees C.).

[0046] The materials and structures described herein may have applications in devices other than OLEDs. For example, other optoelectronic devices such as organic solar cells and organic photodetectors may employ the materials and structures. More generally, organic devices, such as organic transistors, may employ the materials and structures.

[0047] The terms halo, halogen, alkyl, cycloalkyl, alkenyl, alkynyl, arylkyl, heterocyclic group, aryl, aromatic group, and heteroaryl are known to the art, and are defined in U.S. Pat. No. 7,279,704 at cols. 31-32, which are incorporated herein by reference.

[0048] In one embodiment, a compound having the formula:



Formula I is provided.

[0049] In the compound of Formula I, M is a metal having an atomic weight higher than 40, L is a second ligand, m is

the maximum coordination number of the metal M, d is the denticity of L, and n is at least 1. By “denticity” it is meant that d numerically represents the number of bonds a second ligand L makes with metal M. Thus, if L is a monodentate ligand, then d is 1, if L is a bidentate ligand, d is 2, etc. L can be one or more ligands, and when L represents more than one ligand, the ligands can be the same or different.

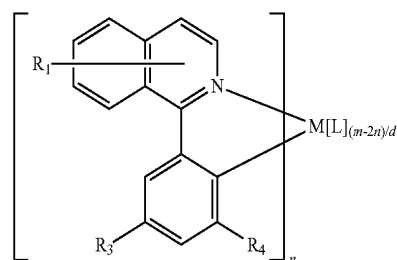
[0050] R₁ is independently selected for each ligand and represents di, tri, tetra, penta substitutions, or no substitution. Each of R₁ is independently selected from the group consisting of hydrogen, deuterium, halide, alkyl, cycloalkyl, heteroalkyl, arylalkyl, alkoxy, aryloxy, amino, silyl, germynl, alkenyl, cycloalkenyl, heteroalkenyl, alkynyl, aryl, heteroaryl, acyl, carbonyl, carboxylic acids, ester, nitrile, isonitrile, sulfanyl, sulfinyl, sulfonyl, phosphino, and combinations thereof.

[0051] At least two of R₁ is independently selected from two to six carbon containing alkyl, silyl, germynl, cycloalkyl, and combinations thereof. R₂ may represent mono, di, tri, tetra substitutions, or no substitution, and each of R₂ is independently selected from the group consisting of hydrogen, deuterium, halide, alkyl, cycloalkyl, heteroalkyl, arylalkyl, alkoxy, aryloxy, amino, silyl, alkenyl, cycloalkenyl, heteroalkenyl, alkynyl, aryl, heteroaryl, acyl, carbonyl, carboxylic acids, ester, nitrile, isonitrile, sulfanyl, sulfinyl, sulfonyl, phosphino, and combinations thereof.

[0052] It has been unexpectedly discovered that substitution at two or more of positions (i.e. R₁ represents at least di-substitution) on the heterocyclic ring in the compound of Formula I results in compounds with desirable properties. These properties enable OLED devices that incorporate compounds of Formula I to have improved properties such as higher efficiency and longer lifetime. Substitution of two or more positions as described above also results in compounds with lowered sublimation temperatures despite the fact that these compounds have higher molecular weights than unsubstituted or mono-substituted compounds, where the mono-substitution is on the heterocyclic ring. Without being bound by theory, it is believed that this decrease in sublimation temperature may be the result of decreased or less efficient molecular stacking in the solid state, thereby decreasing the energy required to disrupt the crystal lattice and resulting in decreased sublimation temperatures. Lower sublimation temperatures advantageously allow for easier purification of compounds of Formula I and better thermal stability in manufacturing.

[0053] In one embodiment, R₁ represents di-substitution. In one embodiment, R₁ represents di-alkyl substitution. In another embodiment, R₁ represents silyl or germynl substitution.

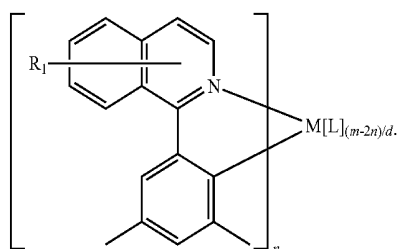
[0054] In one embodiment, the compound has the formula:



Formula II

wherein R₃ and R₄ are alkyl.

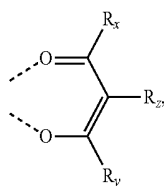
[0055] In one embodiment, the compound has the formula:



Formula III

[0056] In one embodiment, R_1 is independently selected from the group consisting of $\text{CH}(\text{CH}_3)_2$, $\text{CH}_2\text{CH}(\text{CH}_3)_2$, $\text{CH}_2\text{C}(\text{CH}_3)_3$, cyclopentyl, cyclohexyl, ethyl, trimethylsilyl, triethylsilyl, triisopropylsilyl, trimethylgermyl, triethylgermyl, and triisopropylgermyl.

[0057] In one embodiment, n M is Ir. In one embodiment, n is 2. In one embodiment, L is a monoanionic bidentate ligand. In one embodiment, L is



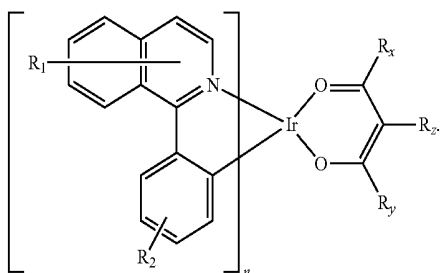
and

R_x , R_y , and R_z are each independently selected from the group consisting of hydrogen, deuterium, halide, alkyl, cycloalkyl, heteroalkyl, arylalkyl, alkoxy, aryloxy, amino, silyl, alkenyl, cycloalkenyl, heteroalkenyl, alkynyl, aryl, heteroaryl, acyl, carbonyl, carboxylic acids, ester, nitrile, isonitrile, sulfanyl, sulfinyl, sulfonyl, phosphino, and combinations thereof.

[0058] In one embodiment, R_x , R_y , and R_z are independently selected from the group consisting of alkyl, hydrogen, deuterium, and combinations thereof.

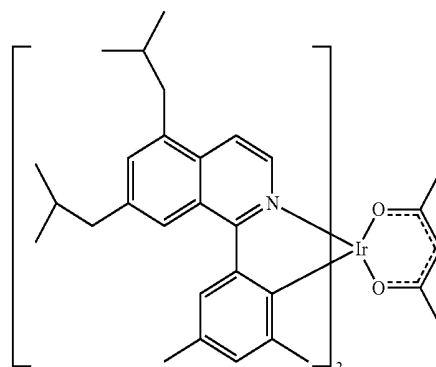
[0059] In one embodiment, R_z is hydrogen or deuterium, and R_x and R_y are independently selected from the group consisting of methyl, $\text{CH}(\text{CH}_3)_2$, and $\text{CH}_2\text{CH}(\text{CH}_3)_2$.

[0060] In one embodiment, the compound has the formula:

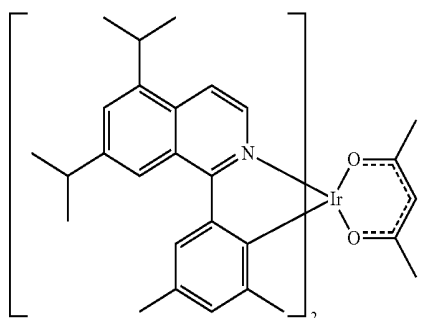


Formula IV

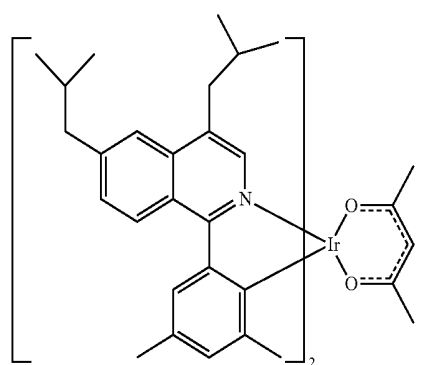
[0061] In one embodiment, the compound is selected from the group consisting of:



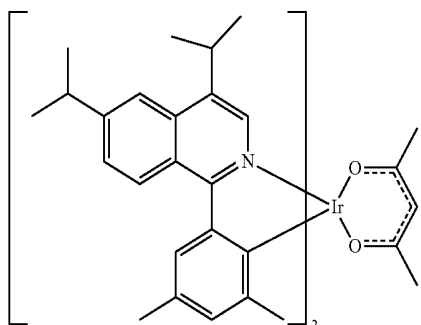
Compound 1



Compound 2



Compound 3

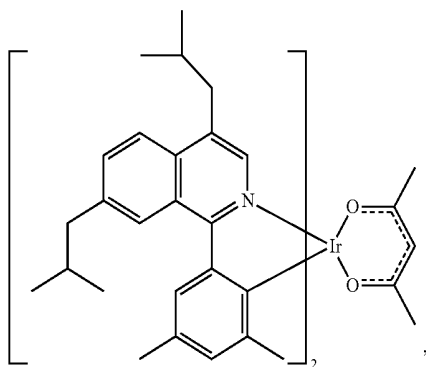


Compound 4

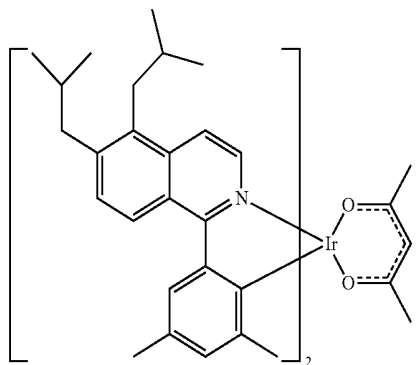
-continued

-continued

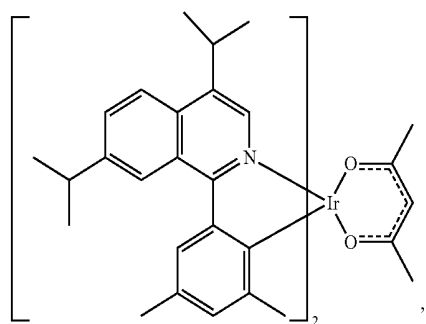
Compound 5



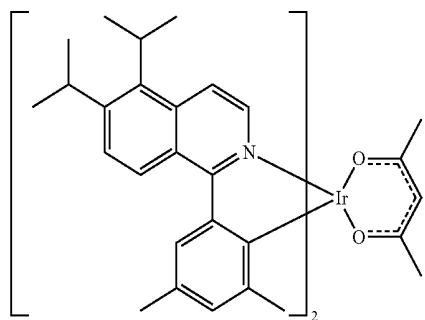
Compound 9



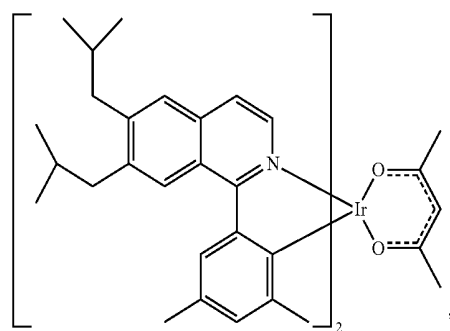
Compound 6



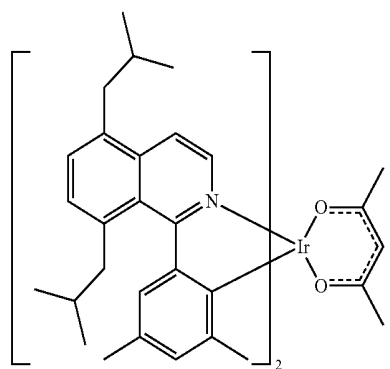
Compound 10



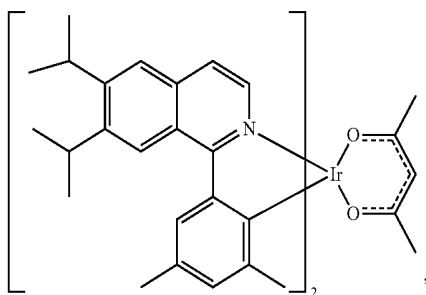
Compound 7



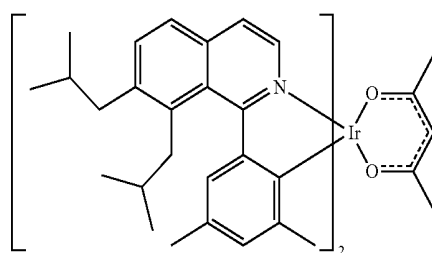
Compound 11



Compound 8

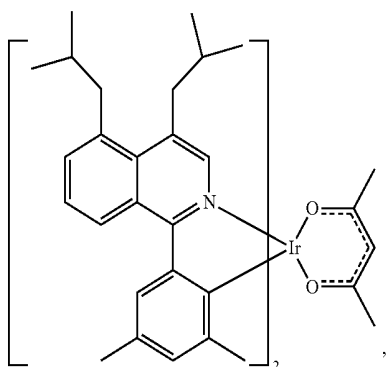


Compound 12



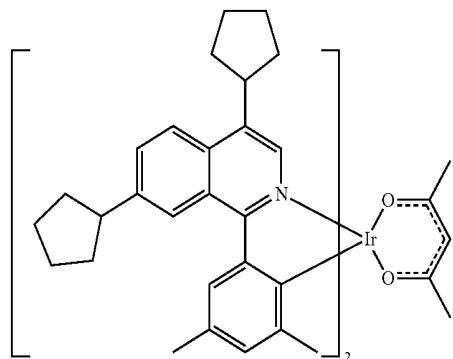
-continued

Compound 13



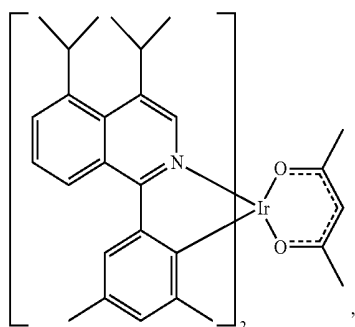
-continued

Compound 17



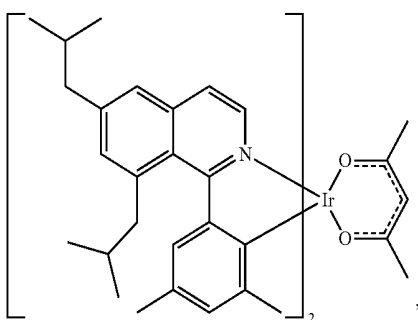
Compound 18

Compound 14



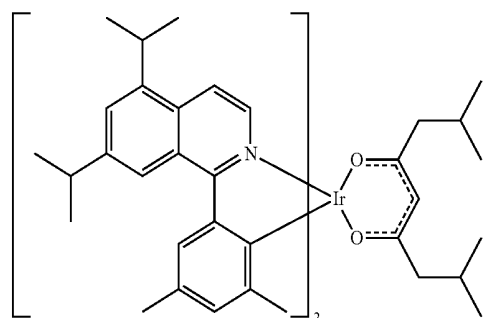
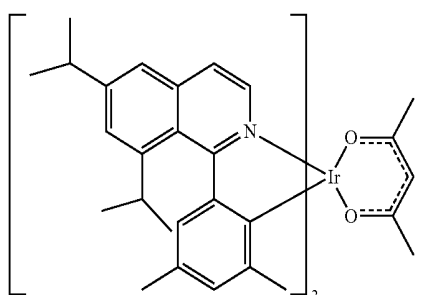
Compound 19

Compound 15



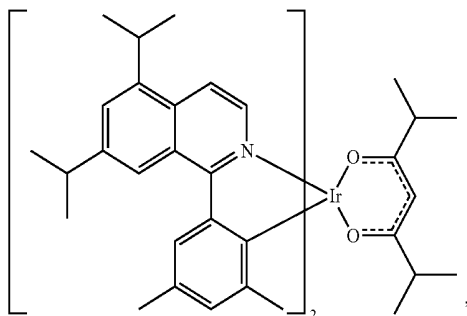
Compound 20

Compound 16

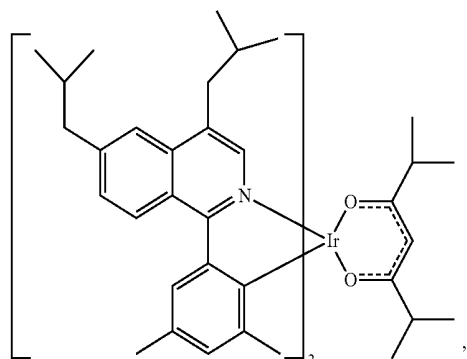


-continued

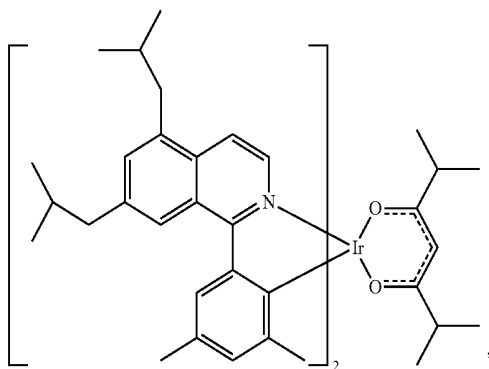
Compound 21



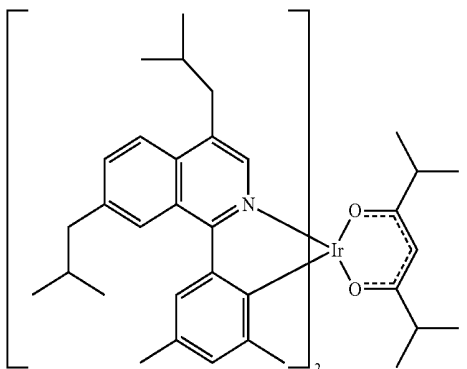
Compound 22



Compound 23

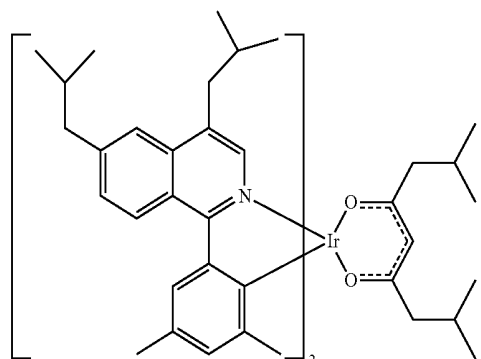


Compound 24

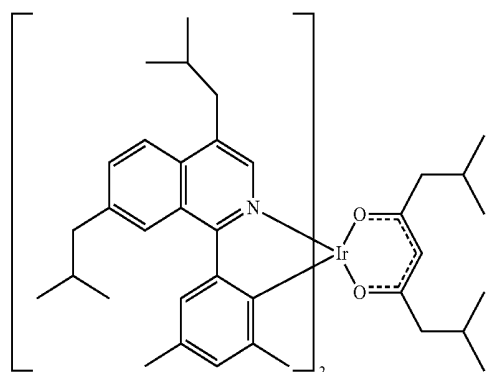


-continued

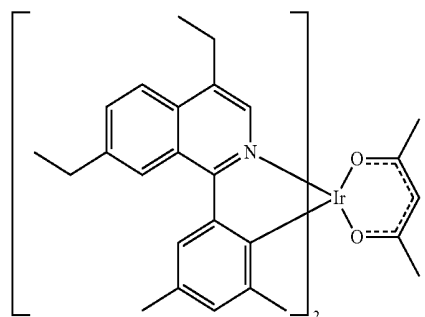
Compound 25



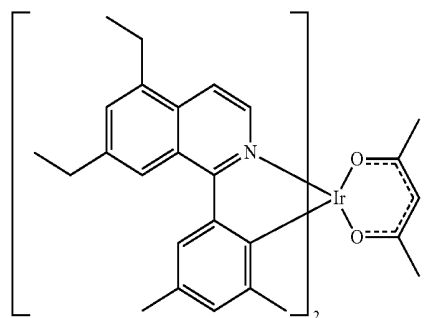
Compound 26



Compound 27

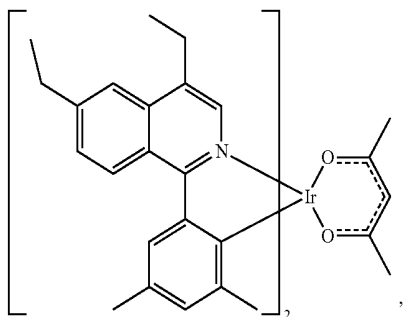


Compound 28



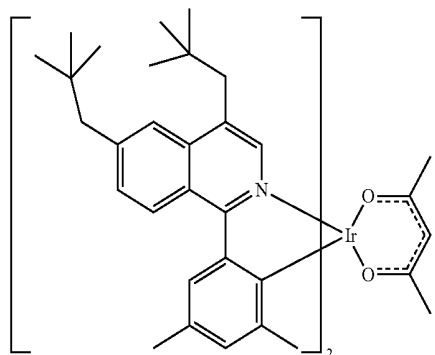
-continued

Compound 29

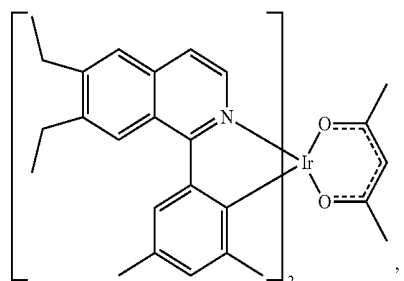


-continued

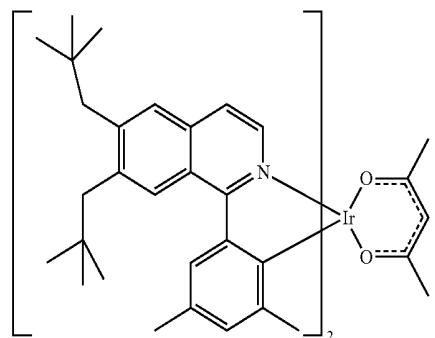
Compound 33



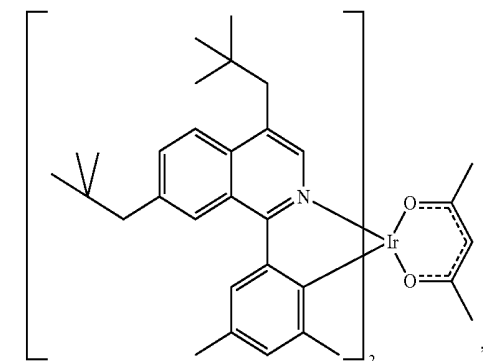
Compound 30



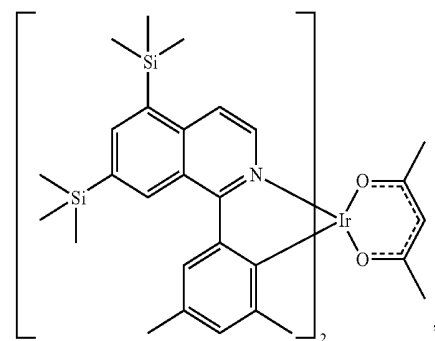
Compound 34



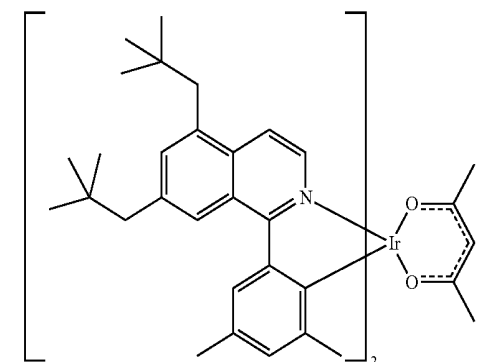
Compound 31



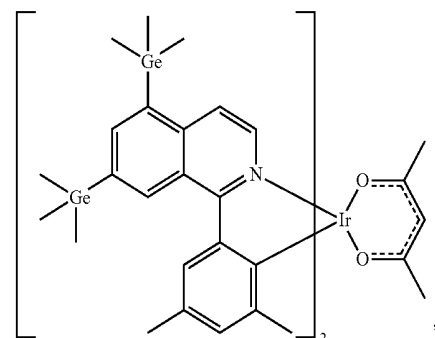
Compound 34



Compound 32

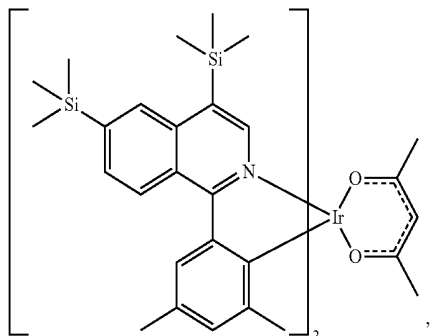


Compound 36

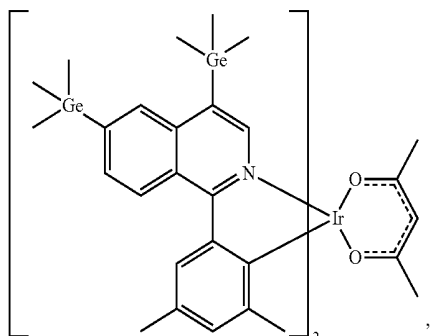


-continued

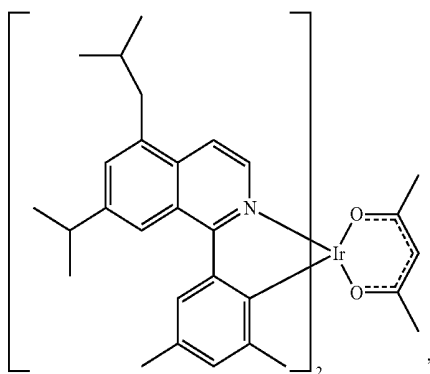
Compound 37



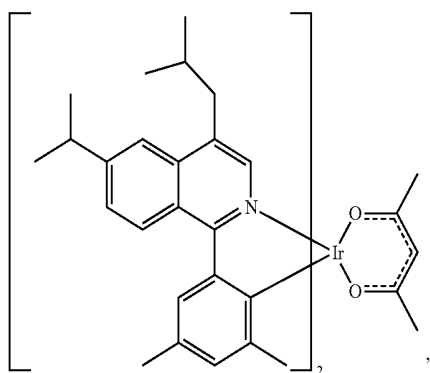
Compound 38



Compound 39

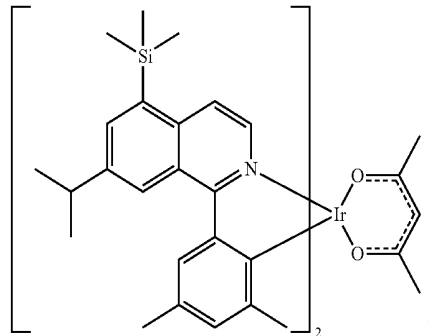


Compound 40

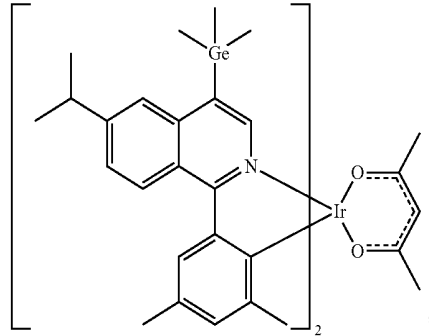


-continued

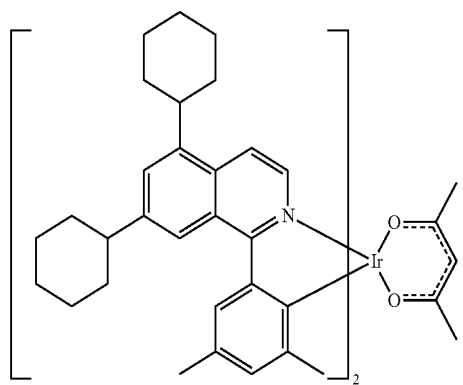
Compound 41



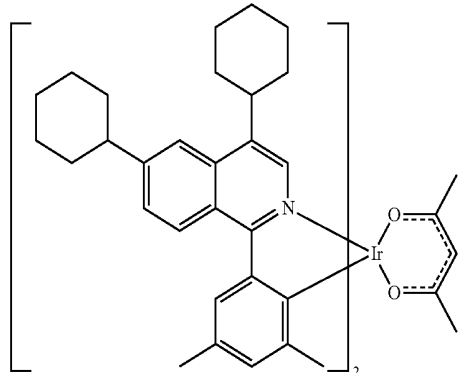
Compound 42



Compound 43

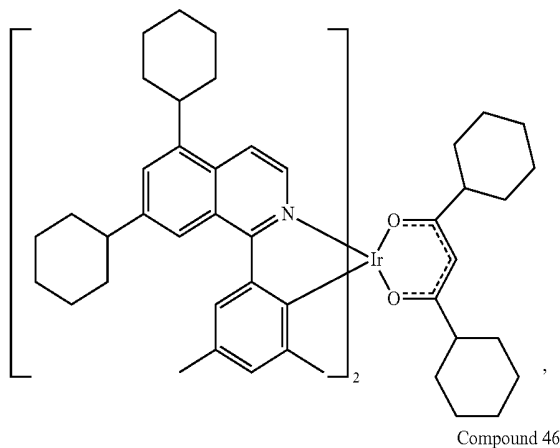


Compound 44



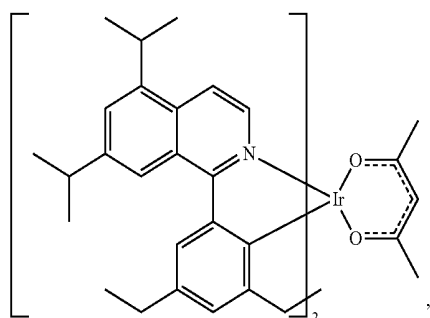
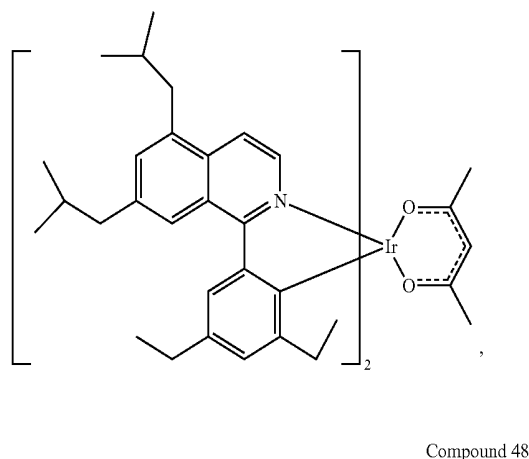
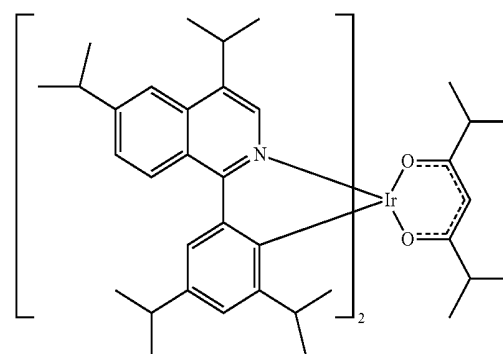
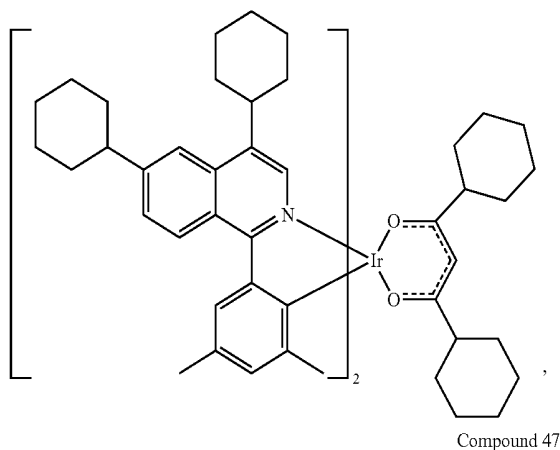
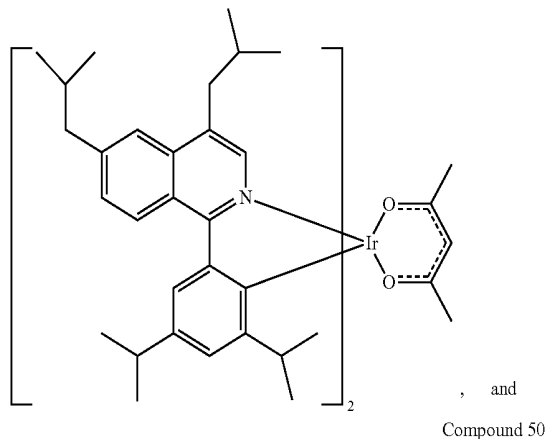
-continued

Compound 45



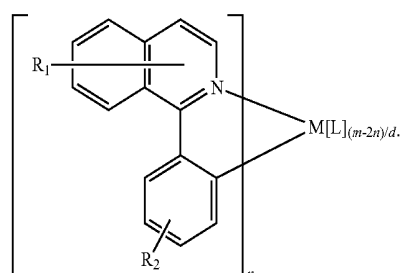
-continued

Compound 49



[0062] In one embodiment, a first device is provided. The first device comprises a first organic light emitting device, further comprising an anode, a cathode, and an organic layer, disposed between the anode and the cathode, comprising a compound having the formula:

Formula I



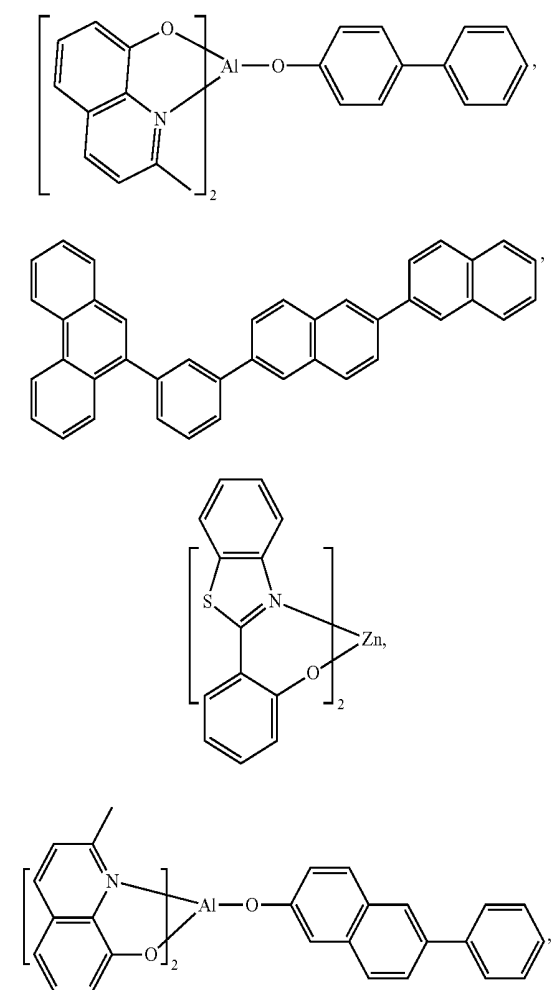
In the compound of Formula I, M is a metal having an atomic weight higher than 40, L is a second ligand, m is the maximum coordination number of the metal M, d is the denticity of L, and n is at least 1. R_1 is independently selected for each ligand and represents di, tri, tetra, penta substitutions, or no substitution. Each of R_1 is independently selected from the group consisting of hydrogen, deuterium, halide, alkyl, cycloalkyl, heteroalkyl, arylalkyl, alkoxy, aryloxy, amino, silyl, germyl, alkenyl, cycloalkenyl, heteroalkenyl, alkynyl, aryl, heteroaryl, acyl, carbonyl, carboxylic acids, ester, nitrile, isonitrile, sulfanyl, sulfinyl, sulfonyl, phosphino, and combinations thereof.

[0063] At least two of R_1 is independently selected from two to six carbon containing alkyl, silyl, germyl, cycloalkyl, and combinations thereof. R_2 may represent mono, di, tri, tetra substitutions, or no substitution, and each of R_2 is independently selected from the group consisting of hydrogen, deuterium, halide, alkyl, cycloalkyl, heteroalkyl, aryl-alkyl, alkoxy, aryloxy, amino, silyl, alkenyl, cycloalkenyl, heteroalkenyl, alkynyl, aryl, heteroaryl, acyl, carbonyl, carboxylic acids, ester, nitrile, isonitrile, sulfanyl, sulfinyl, sulfonyl, phosphino, and combinations thereof.

[0064] In one embodiment, the first device is a consumer product. In one embodiment, the first device is an organic light-emitting device. In one embodiment, the organic layer is an emissive layer and the compound is a non-emissive dopant. In one embodiment, the organic layer further comprises a host.

[0065] In one embodiment, the host is a metal 8-hydroxyquinolate.

[0066] In one embodiment, the host is selected from the group consisting of:



and combinations thereof.

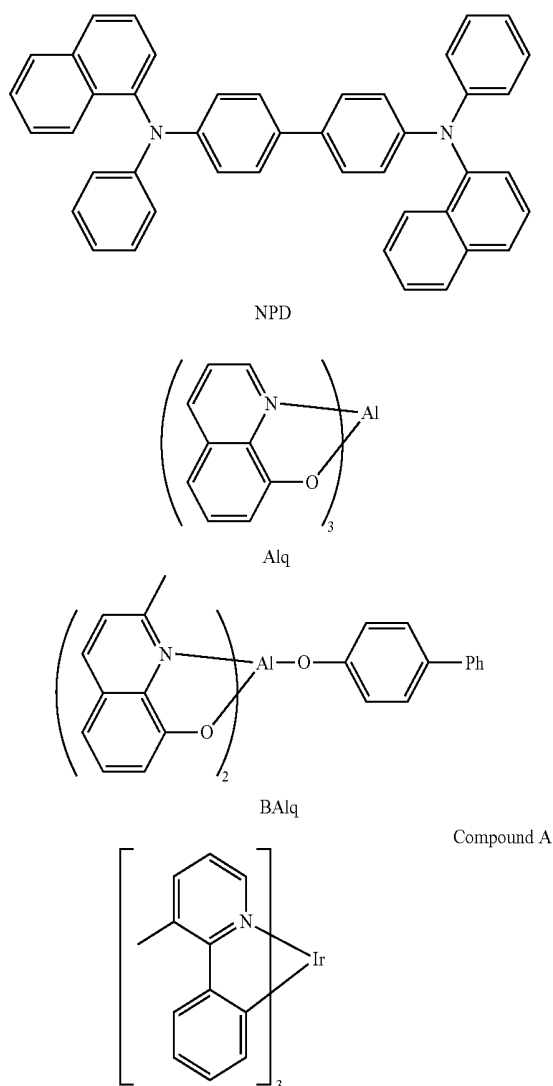
Device Examples

[0067] All example devices were fabricated by high vacuum ($<10^{-7}$ Torr) thermal evaporation (VTE). The anode

electrode is 1200 Å of indium tin oxide (ITO). The cathode consisted of 10 Å of LiF followed by 1000 Å of Al. All devices are encapsulated with a glass lid sealed with an epoxy resin in a nitrogen glove box (<1 ppm of H_2O and O_2) immediately after fabrication, and a moisture getter was incorporated inside the package.

[0068] The organic stack of the device examples consisted of sequentially, from the ITO surface, 100 Å of Compound A as the hole injection layer (HIL), 400 Å of 4,4'-bis[N-(1-naphthyl)-N-phenylamino]biphenyl (NPD) as the hole transporting layer (HTL), 300 Å of the compound of Formula I doped in with BAQ as host with from 4 to 12 wt % of an iridium-containing phosphorescent compound as the emissive layer (EML), 450 or 550 Å of Alq_3 (tris-8-hydroxyquinoline aluminum) as the electron transport layer (ETL). Comparative Examples with Compound B and C were fabricated similarly to the Device Examples except that the Compound B and C were used as the emitters in the EML.

[0069] The device results and data are summarized in Tables 1, 2, and 3 from those devices. As used herein, Compounds A, B, and C have the following structures:



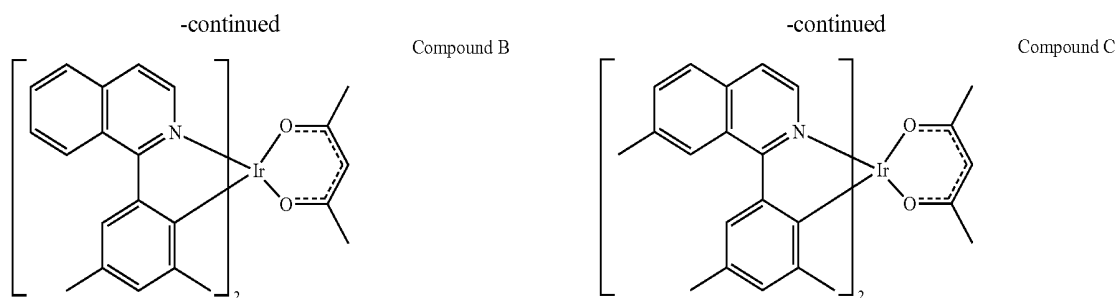


TABLE 1

Device structures of invention compounds and comparative compounds							
Example	HIL	HTL	EML (300 Å, doping%)		BL	ETL	
Comparative Example 1	Compound A	100 Å	NPD	400 Å	BAIq	Compound B	None
Comparative Example 2	Compound A	100 Å	NPD	400 Å	BAIq	Compound B	None
Comparative Example 3	Compound A	100 Å	NPD	400 Å	BAIq	Compound B	None
Comparative Example 4	Compound A	100 Å	NPD	400 Å	BAIq	Compound C	None
Comparative Example 5	Compound A	100 Å	NPD	400 Å	BAIq	Compound C	None
Comparative Example 6	Compound A	100 Å	NPD	400 Å	BAIq	Compound C	None
Example 1	Compound A	100 Å	NPD	400 Å	BAIq	Compound 1	None
Example 2	Compound A	100 Å	NPD	400 Å	BAIq	Compound 1	None
Example 3	Compound A	100 Å	NPD	400 Å	BAIq	Compound 1	None
Example 4	Compound A	100 Å	NPD	400 Å	BAIq	Compound 1	BAIq
Example 5	Compound A	100 Å	NPD	400 Å	BAIq	Compound 2	None
Example 6	Compound A	100 Å	NPD	400 Å	BAIq	Compound 2	None
Example 7	Compound A	100 Å	NPD	400 Å	BAIq	Compound 2	None
Example 8	Compound A	100 Å	NPD	400 Å	BAIq	Compound 2	BAIq
Example 9	Compound A	100 Å	NPD	400 Å	BAIq	Compound 3	None
Example 10	Compound A	100 Å	NPD	400 Å	BAIq	Compound 3	None
Example 11	Compound A	100 Å	NPD	400 Å	BAIq	Compound 3	None
Example 12	Compound A	100 Å	NPD	400 Å	BAIq	Compound 3	BAIq
Example 13	Compound A	100 Å	NPD	400 Å	BAIq	Compound 22	None
Example 14	Compound A	100 Å	NPD	400 Å	BAIq	Compound 22	None
Example 15	Compound A	100 Å	NPD	400 Å	BAIq	Compound 22	None
Example 16	Compound A	100 Å	NPD	400 Å	BAIq	Compound 22	BAIq

TABLE 2

		VTE device results							
	x	y	λ_{max} (nm)	FWHM (nm)	Voltage (V)	LE (Cd/A)	EQE (%)	PE (lm/W)	LT80 % (h)
Comparative Example 1 Compound B	0.693	0.304	635	63	10	10.8	18.3	3.4	606

TABLE 2-continued

VTE device results									
	x	y	λ_{max} (nm)	FWHM (nm)	Voltage (V)	LE (Cd/A)	EQE (%)	PE (lm/W)	LT80 % (h)
Comparative Example 2	0.695	0.303	637	66	9.9	10.5	18.5	3.3	799
Compound B									
Comparative Example 3	0.693	0.304	637	66	9.5	10.0	17.7	3.3	948
Compound B									
Comparative Example 4	0.690	0.306	633	63	10.3	12.2	19.1	3.7	650
Compound C									
Comparative Example 5	0.692	0.306	635	65	9.4	11.8	19.3	3.9	475
Compound C									
Comparative Example 6	0.691	0.306	635	66	8.9	11.5	19.0	4.1	700
Compound C									
Example 1	0.687	0.309	628	52	10.1	12.5	17.8	3.9	178
Compound 1									
Example 2	0.689	0.307	630	56	9.9	12.6	18.7	4.0	174
Compound 1									
Example 3	0.691	0.306	632	56	9.5	12.4	19.0	4.1	171
Compound 1									
Example 4	0.690	0.307	630	56	10.9	12.5	18.6	3.6	160
Compound 1									
Example 5	0.687	0.311	630	58	9.5	13.8	19.6	4.6	350
Compound 2									
Example 6	0.688	0.310	630	60	9.5	13.8	19.9	4.5	360
Compound 2									
Example 7	0.688	0.310	632	62	8.8	13.1	19.4	4.7	400
Compound 2									
Example 8	0.687	0.309	630	58	10.5	12.9	18.7	3.9	360
Compound 2									
Example 9	0.685	0.313	626	58	9.5	14.8	19.8	4.9	232
Compound 3									
Example 10	0.687	0.311	628	62	8.9	14.5	20.5	5.1	260
Compound 3									
Example 11	0.688	0.310	630	64	8.1	14.0	20.3	5.4	235
Compound 3									
Example 12	0.687	0.311	628	60	9.7	14.5	20.2	4.7	280
Compound 3									
Example 13	0.684	0.313	626	48	9.3	14.8	18.8	5.0	192
Compound 22									
Example 14	0.686	0.311	626	52	8.8	14.3	19.1	5.1	170
Compound 22									
Example 15	0.686	0.311	628	52	8.2	14.2	19.2	5.4	122
Compound 22									
Example 16	0.686	0.312	626	50	9.3	14.8	19.6	5.0	210
Compound 22									

[0070] Table 2 is a summary of the device data. The luminous efficiency (LE), external quantum efficiency (EQE) and power efficiency (PE) were measured at 1000 nits, while the lifetime ($LT_{80\%}$) was defined as the time required for the device to decay to 80% of its initial luminance under a constant current density of 40 mA/cm².

[0071] From Table 2, it can be seen that the EQE, LE and PE of Compounds 1, 2, 3, and 22, which are compounds of Formula I, at three different doping concentrations (without a hole blocking layer) are all higher than those of Comparative Compounds B and C. For example, when the device has the same 6% emitter doping concentration without the hole blocking layer, Compound 22 has EQE of 19.1%, LE of 14.3 Cd/A, and PE of 5.1 lm/W, respectively. This compares to Comparative Compounds B and C which have EQE of 18.3

and 19.1%, LE of 10.8 and 12.2 Cd/A, and PE of 3.4 and 3.7 lm/W, respectively. The device results indicate that, surprisingly, the di-alkyl substituted Compounds 1, 2, 3 and 22 are more efficient than comparative compound B and mono-substituted compound C. It can also be seen from Table 2 that the FWHM (full width at half maximum) values of Compound 1, 2, 3, and 22 under different device structures are in the range of 48-64 nm, which is significantly narrower than those of Compounds B and C, which are in the range of 63-66 nm. Smaller FWHM values are often desirable in display applications. Thus, the use of compounds of Formula I, which are at least di-substituted on the heterocyclic ring contained therein can improve device performance, because these compounds have high EQE, LE, PE values and low FWHM values.

TABLE 3

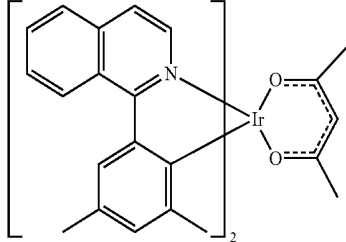
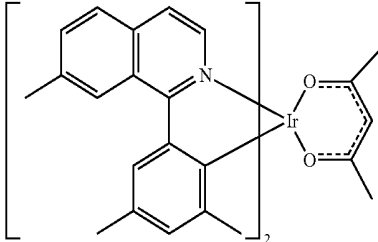
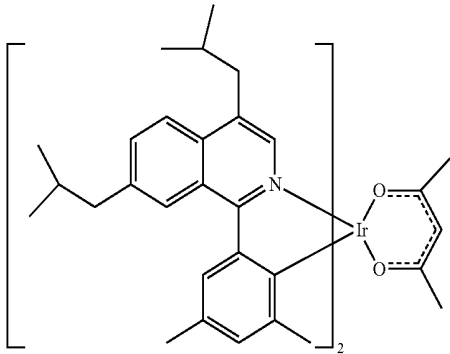
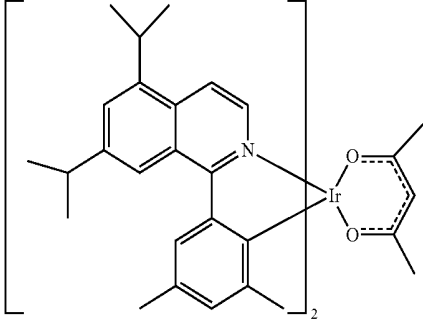
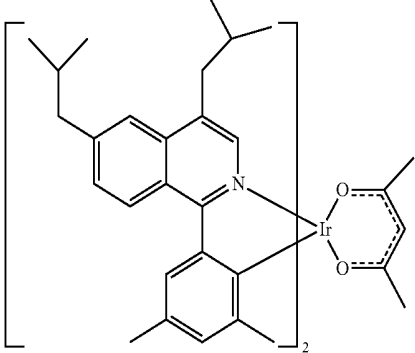
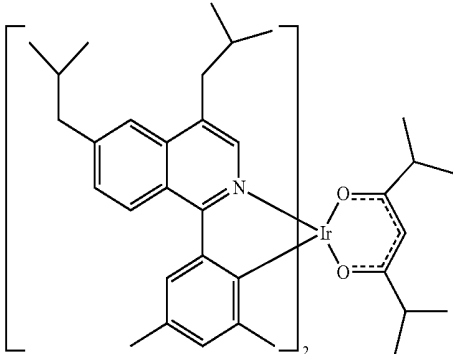
Comparison of Sublimation Temperatures		
Compounds	Sublimation Temperature (° C.)	Temperature Difference Relative to Compound B
 Compound B	210	
 Compound C	218	-8
 Compound 1	197	13
 Compound 2	202	8

TABLE 3-continued

Comparison of Sublimation Temperatures		
Compounds	Sublimation Temperature (° C.)	Temperature Difference Relative to Compound B
 Compound 3	204	6
 Compound 22	194	16

[0072] It can be seen that di-substitution on the heteroaromatic ring in compounds of Formula I can decrease the sublimation temperature of complex as shown in Table 3. It was surprisingly discovered that di-substituted compounds of Formula I had lower sublimation temperatures than un-substituted or mono-substituted compounds. For example, Compound 22 had a significantly lower sublimation temperature than Comparative Compound B (194° C. vs 210° C.) despite the fact that Compound 22 has a higher molecular weight than Comparative Compound B.

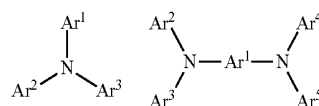
Combination with Other Materials

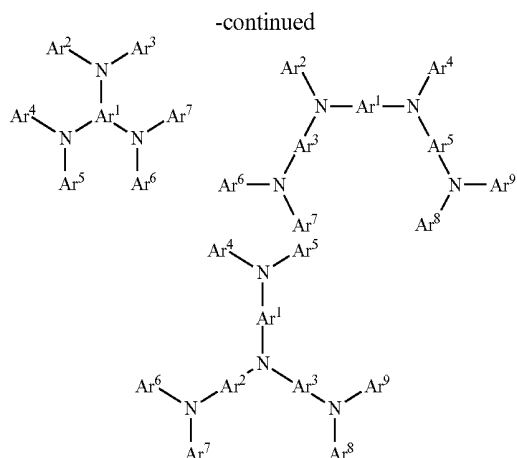
[0073] The materials described herein as useful for a particular layer in an organic light emitting device may be used in combination with a wide variety of other materials present in the device. For example, emissive dopants disclosed herein may be used in conjunction with a wide variety of hosts, transport layers, blocking layers, injection layers, electrodes and other layers that may be present. The materials described or referred to below are non-limiting examples of materials that may be useful in combination with the compounds disclosed herein, and one of skill in the art can readily consult the literature to identify other materials that may be useful in combination.

HIL/HTL:

[0074] A hole injecting/transporting material to be used in the present invention is not particularly limited, and any compound may be used as long as the compound is typically used as a hole injecting/transporting material. Examples of the material include, but not limit to: a phthalocyanine or porphyrin derivative; an aromatic amine derivative; an indolocarbazole derivative; a polymer containing fluorohydrocarbon; a polymer with conductivity dopants; a conducting polymer, such as PEDOT/PSS; a self-assembly monomer derived from compounds such as phosphonic acid and silane derivatives; a metal oxide derivative, such as MoO₃; a p-type semiconducting organic compound, such as 1,4,5,8,9,12-Hexaazatriphenylenehexacarbonitrile; a metal complex, and a cross-linkable compounds.

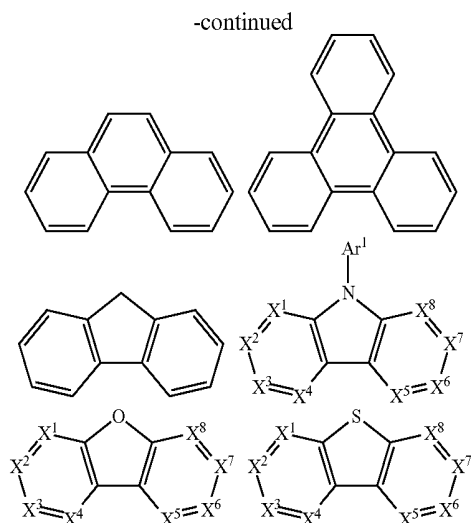
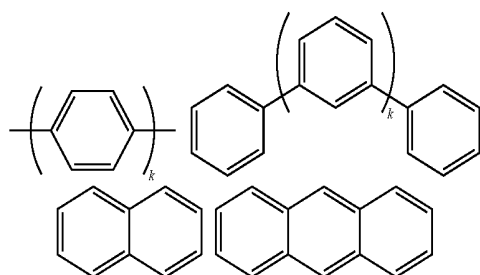
[0075] Examples of aromatic amine derivatives used in HIL or HTL include, but not limit to the following general structures:





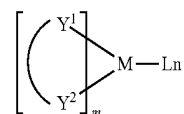
[0076] Each of Ar^1 to Ar^9 is selected from the group consisting aromatic hydrocarbon cyclic compounds such as benzene, biphenyl, triphenyl, triphenylene, naphthalene, anthracene, phenalene, phenanthrene, fluorene, pyrene, chrysene, perylene, azulene; group consisting aromatic heterocyclic compounds such as dibenzothiophene, dibenzofuran, dibenzoselenophene, furan, thiophene, benzofuran, benzothiophene, benzoselenophene, carbazole, indolocarbazole, pyridylindole, pyrrolodipyridine, pyrazole, imidazole, triazole, oxazole, thiazole, oxadiazole, oxatriazole, dioxazole, thiadiazole, pyridine, pyridazine, pyrimidine, pyrazine, triazine, oxazine, oxathiazine, oxadiazine, indole, benzimidazole, indazole, indoxazine, benzoxazole, benzisoxazole, benzothiazole, quinoline, isoquinoline, cinoline, quinazoline, quinoxaline, naphthyridine, phthalazine, pteridine, xanthene, acridine, phenazine, phenothiazine, phenoxazine, benzofuroypyridine, furodipyridine, benzothienopyridine, thienodipyridine, benzoselenophenopyridine, and selenophenodipyridine; and group consisting 2 to 10 cyclic structural units which are groups of the same type or different types selected from the aromatic hydrocarbon cyclic group and the aromatic heterocyclic group and are bonded to each other directly or via at least one of oxygen atom, nitrogen atom, sulfur atom, silicon atom, phosphorus atom, boron atom, chain structural unit and the aliphatic cyclic group. Wherein each Ar is further substituted by a substituent selected from the group consisting of hydrogen, deuterium, halide, alkyl, cycloalkyl, heteroalkyl, arylalkyl, alkoxy, aryloxy, amino, silyl, alkenyl, cycloalkenyl, heteroalkenyl, alkynyl, aryl, heteroaryl, acyl, carbonyl, carboxylic acids, ester, nitrile, isonitrile, sulfanyl, sulfinyl, sulfonyl, phosphino, and combinations thereof.

[0077] In one aspect, Ar^1 to Ar^9 is independently selected from the group consisting of:



[0078] k is an integer from 1 to 20; X^1 to X^8 is C (including CH) or N; Ar^1 has the same group defined above.

[0079] Examples of metal complexes used in HIL or HTL include, but not limit to the following general formula:



[0080] M is a metal, having an atomic weight greater than 40; (Y^1-Y^2) is a bidentate ligand, Y^1 and Y^2 are independently selected from C, N, O, P, and S; L is an ancillary ligand; m is an integer value from 1 to the maximum number of ligands that may be attached to the metal; and $m+n$ is the maximum number of ligands that may be attached to the metal.

[0081] In one aspect, (Y^1-Y^2) is a 2-phenylpyridine derivative.

[0082] In another aspect, (Y^1-Y^2) is a carbene ligand.

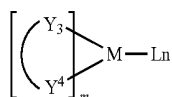
[0083] In another aspect, M is selected from Ir, Pt, Os, and Zn.

[0084] In a further aspect, the metal complex has a smallest oxidation potential in solution vs. Fc^+/Fc couple less than about 0.6 V.

Host:

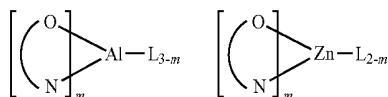
[0085] The light emitting layer of the organic EL device of the present invention preferably contains at least a metal complex as light emitting material, and may contain a host material using the metal complex as a dopant material. Examples of the host material are not particularly limited, and any metal complexes or organic compounds may be used as long as the triplet energy of the host is larger than that of the dopant. While the Table below categorizes host materials as preferred for devices that emit various colors, any host material may be used with any dopant so long as the triplet criteria is satisfied.

[0086] Examples of metal complexes used as host are preferred to have the following general formula:



[0087] M is a metal; (Y³-Y⁴) is a bidentate ligand, Y³ and Y⁴ are independently selected from C, N, O, P, and S; L is an ancillary ligand; m is an integer value from 1 to the maximum number of ligands that may be attached to the metal; and m+n is the maximum number of ligands that may be attached to the metal.

[0088] In one aspect, the metal complexes are:



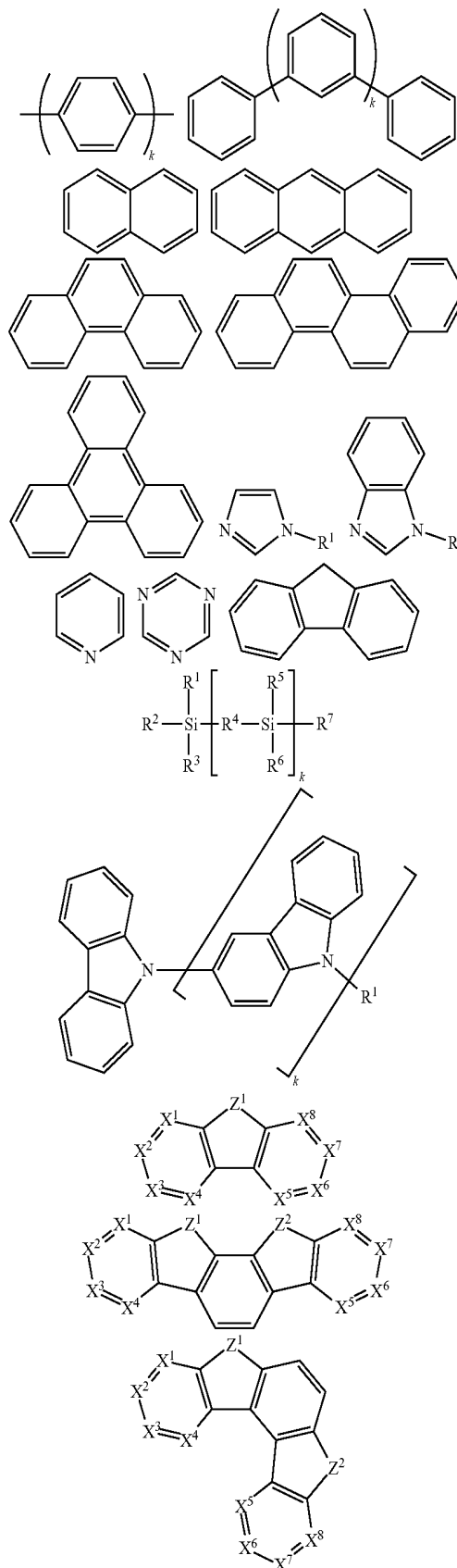
[0089] (O—N) is a bidentate ligand, having metal coordinated to atoms O and N.

[0090] In another aspect, M is selected from Ir and Pt.

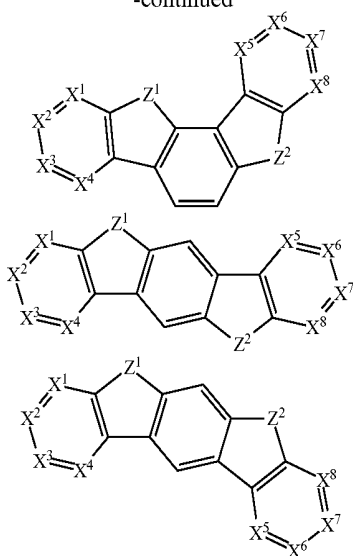
[0091] In a further aspect, (Y³-Y⁴) is a carbene ligand.

[0092] Examples of organic compounds used as host are selected from the group consisting aromatic hydrocarbon cyclic compounds such as benzene, biphenyl, triphenyl, triphenylene, naphthalene, anthracene, phenalene, phenanthrene, fluorene, pyrene, chrysene, perylene, azulene; group consisting aromatic heterocyclic compounds such as dibenzothiophene, dibenzofuran, dibenzoselenophene, furan, thiophene, benzofuran, benzothiophene, benzoselenophene, carbazole, indolocarbazole, pyridylindole, pyrrolodipyrindine, pyrazole, imidazole, triazole, oxazole, thiazole, oxadiazole, oxatriazole, dioxazole, thiadiazole, pyridine, pyridazine, pyrimidine, pyrazine, triazine, oxazine, oxathiazine, oxadiazine, indole, benzimidazole, indazole, indoxazine, benzoxazole, benzisoxazole, benzothiazole, quinoxaline, isoquinoline, cinnoline, quinazoline, quinoxaline, naphthyridine, phthalazine, pteridine, xanthene, acridine, phenazine, phenothiazine, phenoxazine, benzofuopyridine, furodipyrindine, benzothienopyridine, thienodipyrindine, benzoselenophenopyridine, and selenophenodipyrindine; and group consisting 2 to 10 cyclic structural units which are groups of the same type or different types selected from the aromatic hydrocarbon cyclic group and the aromatic heterocyclic group and are bonded to each other directly or via at least one of oxygen atom, nitrogen atom, sulfur atom, silicon atom, phosphorus atom, boron atom, chain structural unit and the aliphatic cyclic group. Wherein each group is further substituted by a substituent selected from the group consisting of hydrogen, deuterium, halide, alkyl, cycloalkyl, heteroalkyl, arylalkyl, alkoxy, aryloxy, amino, silyl, alkenyl, cycloalkenyl, heteroalkenyl, alkynyl, aryl, heteroaryl, acyl, carbonyl, carboxylic acids, ester, nitrile, isonitrile, sulfanyl, sulfinyl, sulfonyl, phosphino, and combinations thereof.

[0093] In one aspect, host compound contains at least one of the following groups in the molecule:



-continued



[0094] R^1 to R^7 is independently selected from the group consisting of hydrogen, deuterium, halide, alkyl, cycloalkyl, heteroalkyl, arylalkyl, alkoxy, aryloxy, amino, silyl, alkenyl, cycloalkenyl, heteroalkenyl, alkynyl, aryl, heteroaryl, acyl, carbonyl, carboxylic acids, ester, nitrile, isonitrile, sulfanyl, sulfinyl, sulfonyl, phosphino, and combinations thereof, when it is aryl or heteroaryl, it has the similar definition as Ar's mentioned above.

[0095] k is an integer from 0 to 20.

[0096] X^1 to X^8 is selected from C (including CH) or N.

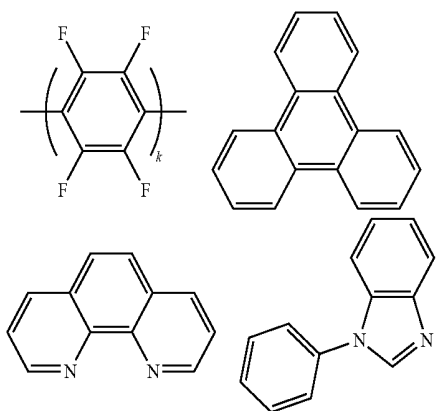
[0097] Z^1 and Z^2 is selected from NR^1 , O, or S.

HBL:

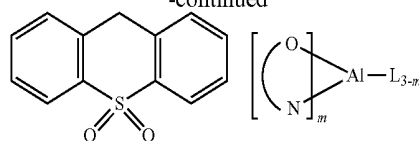
[0098] A hole blocking layer (HBL) may be used to reduce the number of holes and/or excitons that leave the emissive layer. The presence of such a blocking layer in a device may result in substantially higher efficiencies as compared to a similar device lacking a blocking layer. Also, a blocking layer may be used to confine emission to a desired region of an OLED.

[0099] In one aspect, compound used in HBL contains the same molecule or the same functional groups used as host described above.

[0100] In another aspect, compound used in HBL contains at least one of the following groups in the molecule:



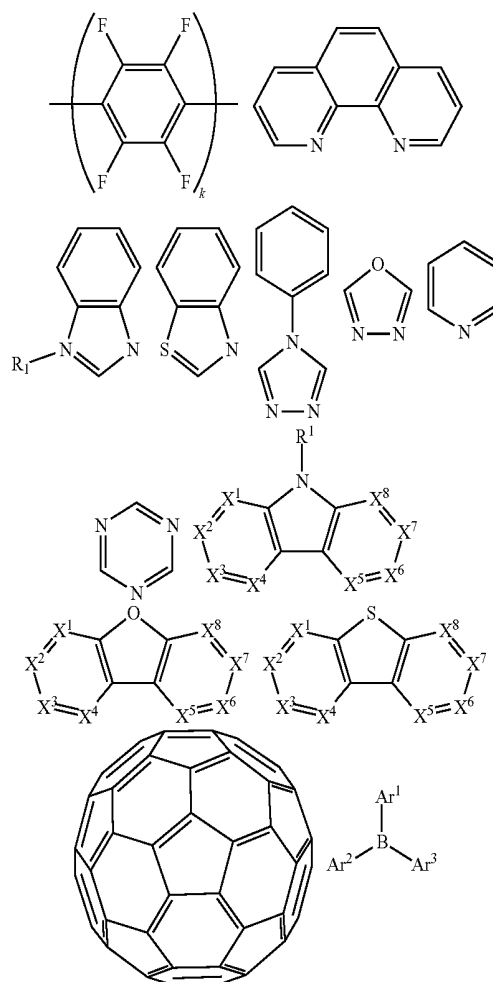
-continued



[0101] k is an integer from 0 to 20; L is an ancillary ligand, m is an integer from 1 to 3. ETL:

[0102] Electron transport layer (ETL) may include a material capable of transporting electrons. Electron transport layer may be intrinsic (undoped), or doped. Doping may be used to enhance conductivity. Examples of the ETL material are not particularly limited, and any metal complexes or organic compounds may be used as long as they are typically used to transport electrons.

[0103] In one aspect, compound used in ETL contains at least one of the following groups in the molecule:



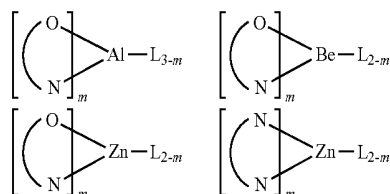
[0104] R^1 is selected from the group consisting of hydrogen, deuterium, halide, alkyl, cycloalkyl, heteroalkyl, arylalkyl, alkoxy, aryloxy, amino, silyl, alkenyl, cycloalkenyl, heteroalkenyl, alkynyl, aryl, heteroaryl, acyl, carbonyl, carboxylic acids, ester, nitrile, isonitrile, sulfanyl, sulfinyl, sulfonyl, phosphino, and combinations thereof, when it is aryl or heteroaryl, it has the similar definition as Ar's mentioned above.

[0105] Ar^1 to Ar^3 has the similar definition as Ar 's mentioned above.

[0106] k is an integer from 0 to 20.

[0107] X^1 to X^8 is selected from C (including CH) or N.

[0108] In another aspect, the metal complexes used in ETL contains, but not limit to the following general formula:



[0109] $(\text{O}-\text{N})$ or $(\text{N}-\text{N})$ is a bidentate ligand, having metal coordinated to atoms O, N or N, N; L is an ancillary ligand; m is an integer value from 1 to the maximum number of ligands that may be attached to the metal.

[0110] In any above-mentioned compounds used in each layer of the OLED device, the hydrogen atoms can be partially or fully deuterated.

[0111] In addition to and/or in combination with the materials disclosed herein, many hole injection materials, hole transporting materials, host materials, dopant materials, exciton/hole blocking layer materials, electron transporting and electron injecting materials may be used in an OLED. Non-limiting examples of the materials that may be used in an OLED in combination with materials disclosed herein are listed in Table 4 below. Table 4 lists non-limiting classes of materials, non-limiting examples of compounds for each class, and references that disclose the materials.

TABLE 4

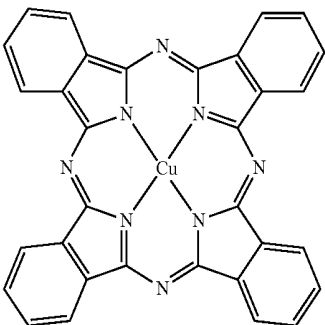
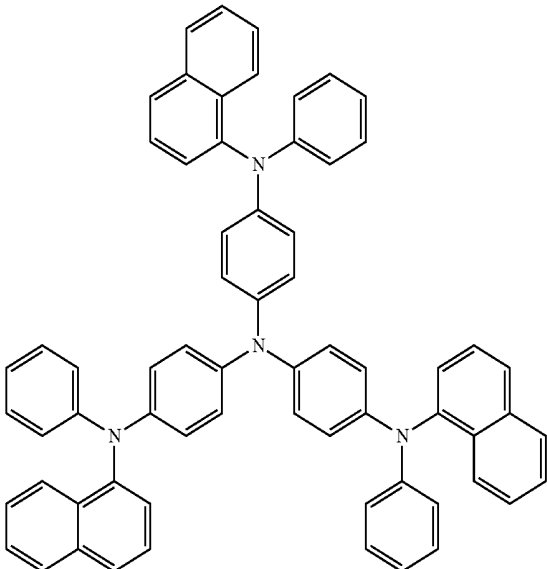
MATERIAL	EXAMPLES OF MATERIAL	PUBLICATIONS
Hole injection materials		
Phthalocyanine and porphyrin compounds		Appl. Phys. Lett. 69, 2160 (1996)
Starburst triarylaminines		J. Lumin. 72-74, 985 (1997)
CF_x Fluorohydrocarbon polymer	$-\text{[CH}_x\text{F}_y\text{]}_n-$	Appl. Phys. Lett. 78, 673 (2001)

TABLE 4-continued

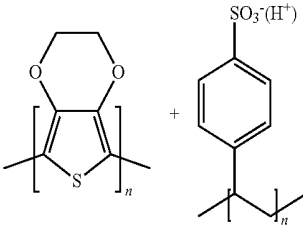
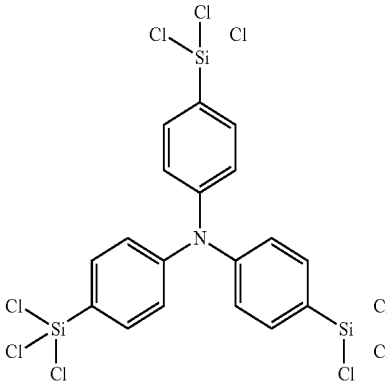
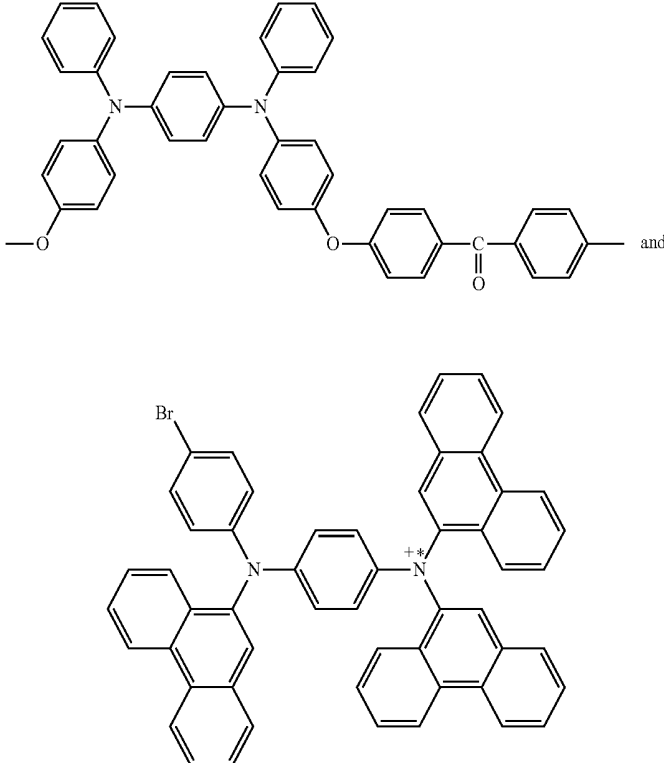
MATERIAL	EXAMPLES OF MATERIAL	PUBLICATIONS
Conducting polymers (e.g., PEDOT:PSS, polyaniline, polythiophene)		Synth. Met. 87, 171 (1997) WO2007002683
Phosphonic acid and silane SAMs		US20030162053
Triarylamine or polythiophene polymers with conductivity dopants		EP1725079A1

TABLE 4-continued

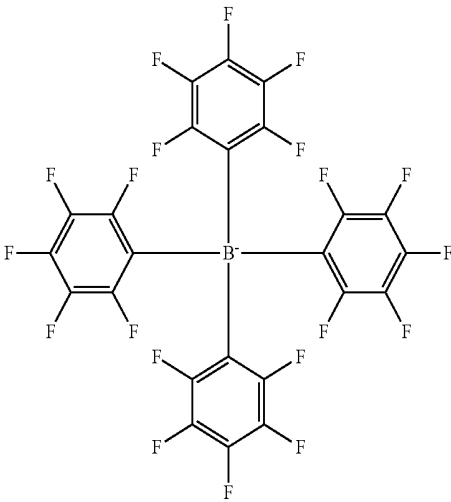
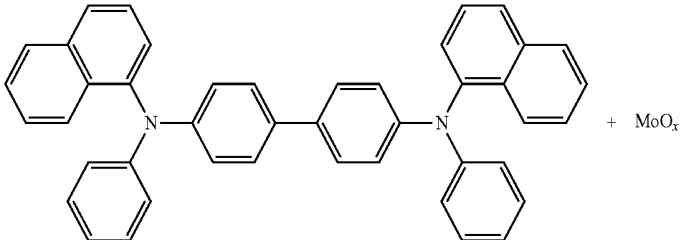
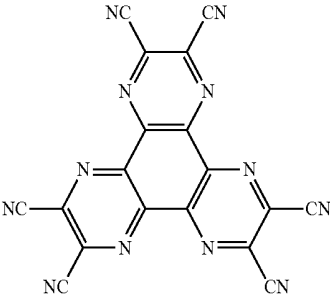
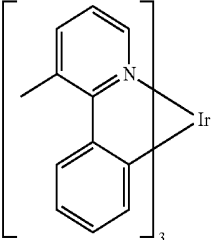
MATERIAL	EXAMPLES OF MATERIAL	PUBLICATIONS
		
Organic compounds with conductive inorganic compounds, such as molybdenum and tungsten oxides		US20050123751 SID Symposium Digest, 37, 923 (2006) WO2009018009
n-type semiconducting organic complexes		US20020158242
Metal organometallic complexes		US20060240279

TABLE 4-continued

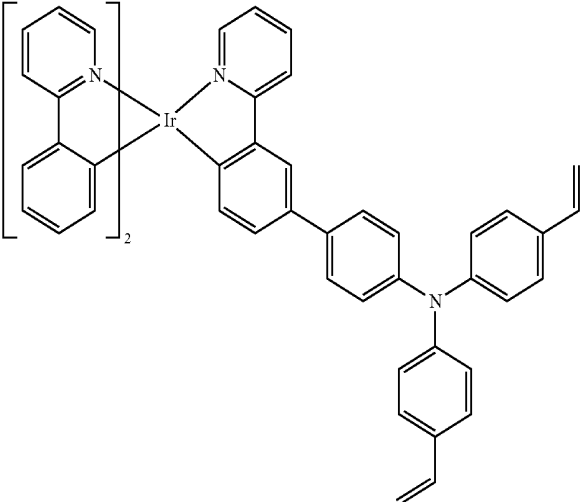
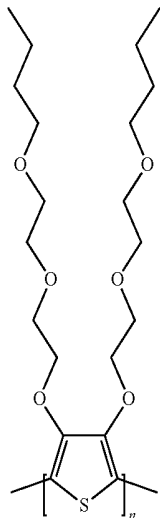
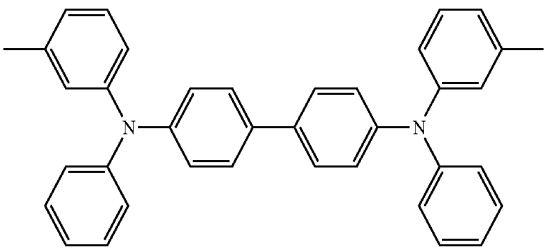
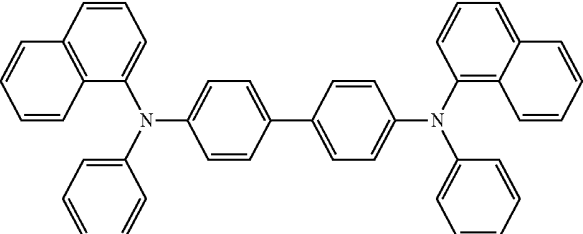
MATERIAL	EXAMPLES OF MATERIAL	PUBLICATIONS
Cross-linkable compounds		US20080220265
Polythiophene based polymers and copolymers		WO 2011075644 EP2350216
Hole transporting materials		
Triarylamines (e.g., TPD, α -NPD)		Appl. Phys. Lett. 51, 913 (1987)
		U.S. Pat. No. 5,061,569

TABLE 4-continued

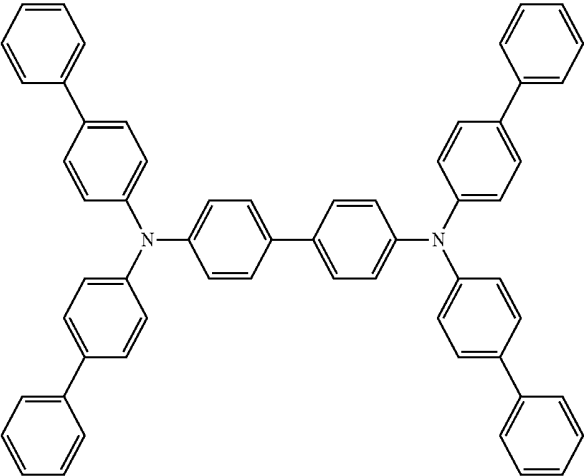
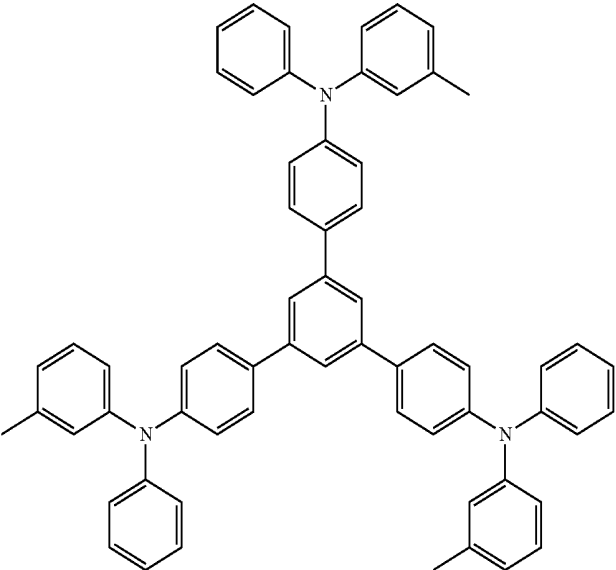
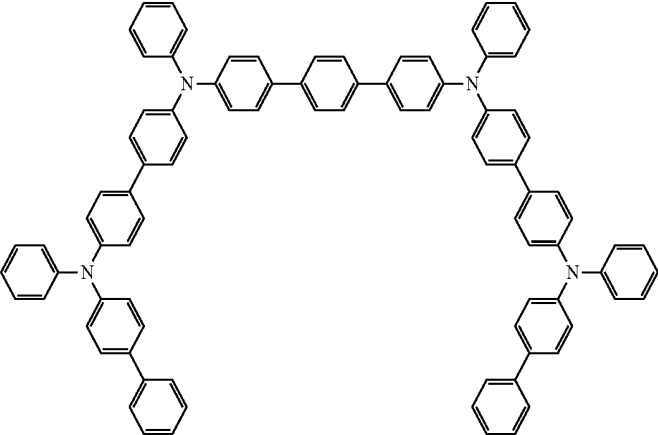
MATERIAL	EXAMPLES OF MATERIAL	PUBLICATIONS
		EP650955
		J. Mater. Chem. 3, 319 (1993)
		Appl. Phys. Lett. 90, 183503 (2007)

TABLE 4-continued

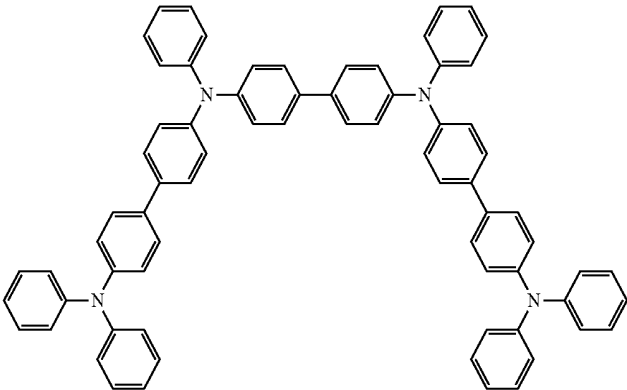
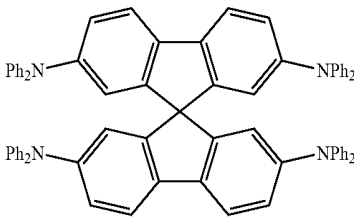
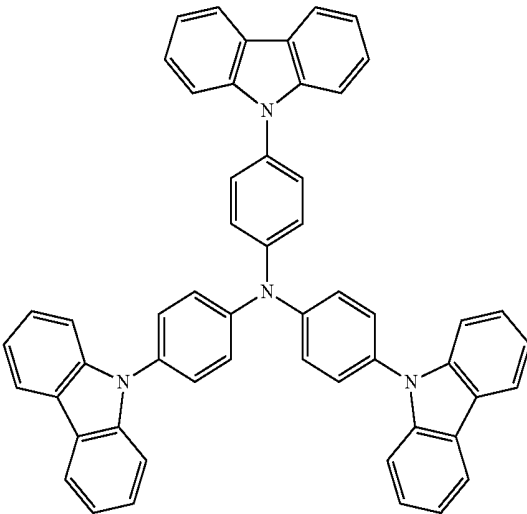
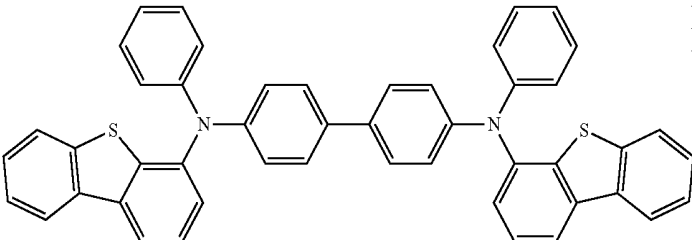
MATERIAL	EXAMPLES OF MATERIAL	PUBLICATIONS
		Appl. Phys. Lett. 90, 183503 (2007)
Triarylamine on spirofluorene core		Synth. Met. 91, 209 (1997)
Arylamine carbazole compounds		Adv. Mater. 6, 677 (1994), US20080124572
Triarylamine with (di)benzothiophene/ (di)benzofuran		US20070278938, US20080106190 US20110163302

TABLE 4-continued

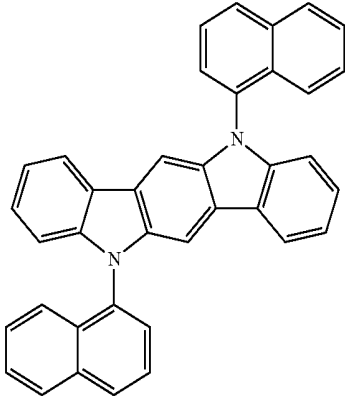
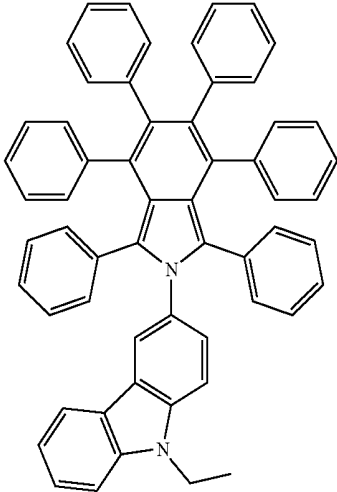
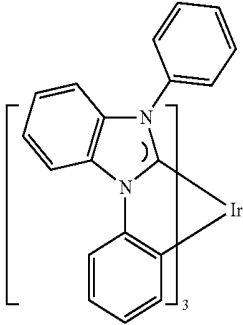
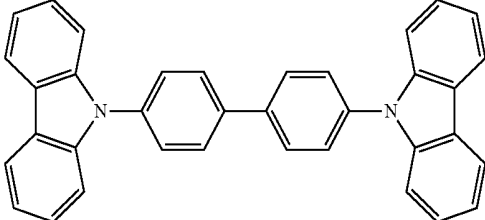
MATERIAL	EXAMPLES OF MATERIAL	PUBLICATIONS
Indolocarbazoles		Synth. Met. 111, 421 (2000)
Isoindole compounds		Chem. Mater. 15, 3148 (2003)
Metal carbene complexes		US20080018221
Phosphorescent OLED host materials Red hosts		
Arylcarbazoles		Appl. Phys. Lett. 78, 1622 (2001)

TABLE 4-continued

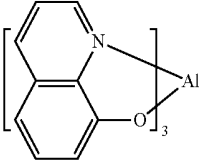
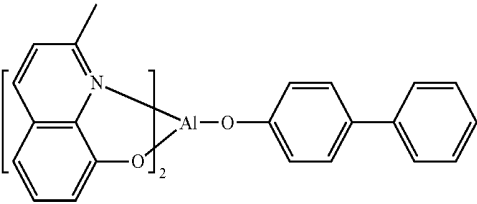
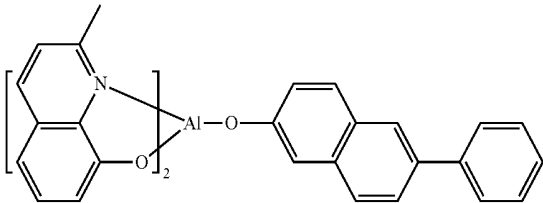
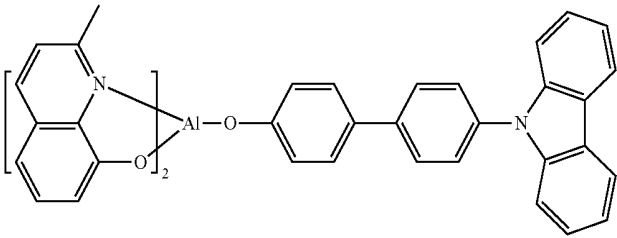
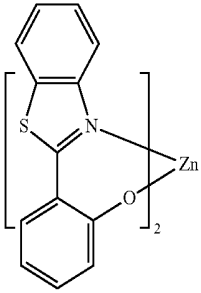
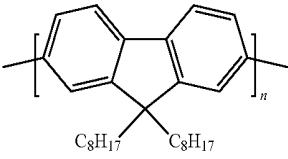
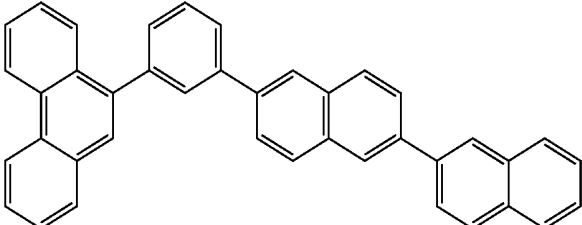
MATERIAL	EXAMPLES OF MATERIAL	PUBLICATIONS
Metal 8-hydroxyquinolates (e.g., Alq ₃ , BALq)		Nature 395, 151 (1998)
		US20060202194
		WO2005014551
		WO2006072002
Metal phenoxybenzothiazole compounds		Appl. Phys. Lett. 90, 123509 (2007)
Conjugated oligomers and polymers (e.g., polyfluorene)		Org. Electron. 1, 15 (2000)
Aromatic fused rings		WO2009066779, WO2009066778, WO2009063833, US20090045731, US20090045730, WO2009008311, US20090008605, US20090009065

TABLE 4-continued

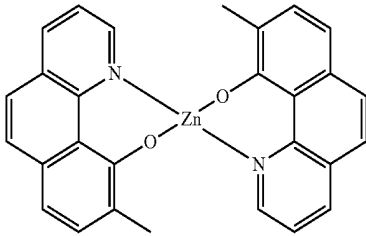
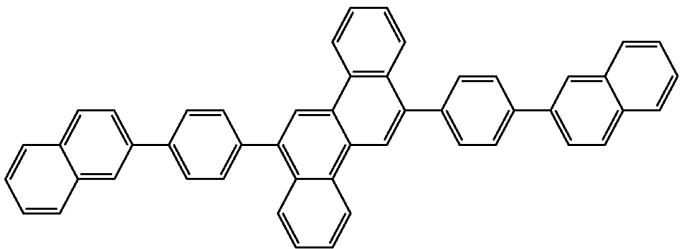
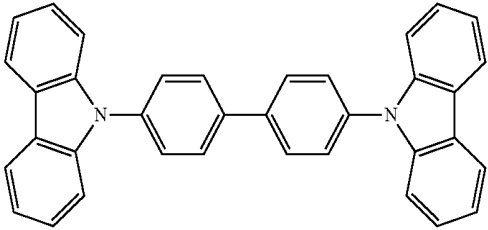
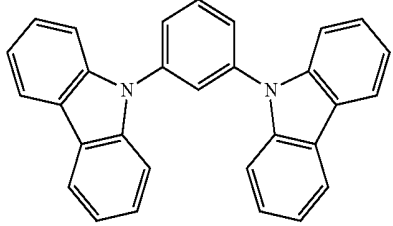
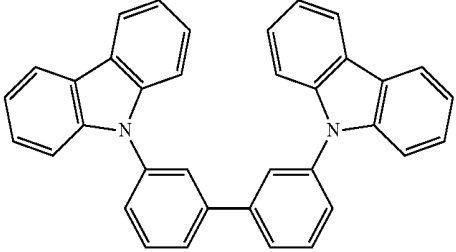
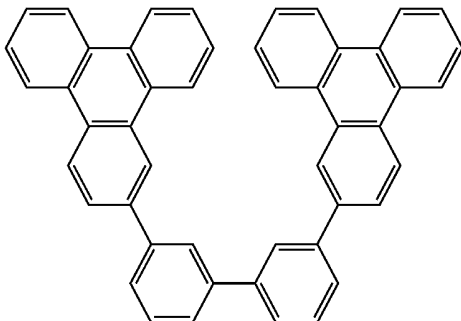
MATERIAL	EXAMPLES OF MATERIAL	PUBLICATIONS
Zinc complexes		WO2010056066
Chrysene based compounds		WO2011086863
Green hosts		
Arylcarbazoles		Appl. Phys. Lett. 78, 1622 (2001)
		US20030175553
		WO2001039234
Aryltriphenylene compounds		US20060280965

TABLE 4-continued

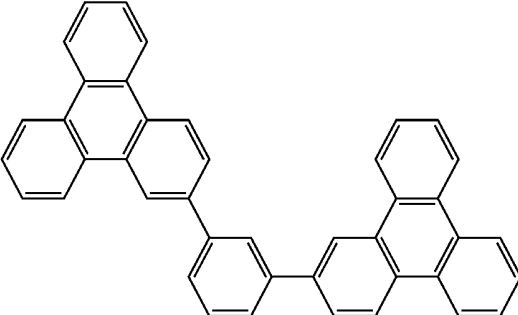
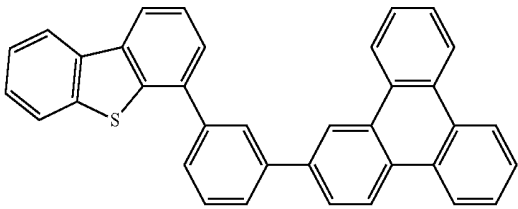
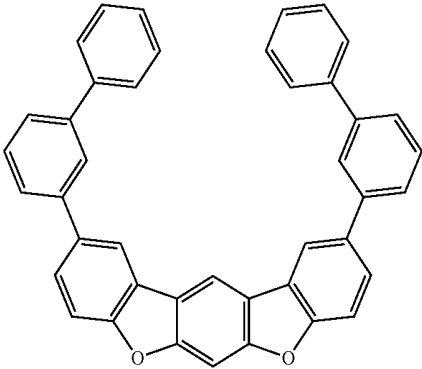
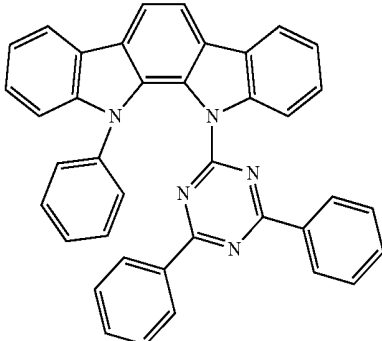
MATERIAL	EXAMPLES OF MATERIAL	PUBLICATIONS
		US20060280965
		WO2009021126
Poly-fused heteroaryl compounds		US20090309488 US20090302743 US20100012931
Donor acceptor type molecules		WO2008056746

TABLE 4-continued

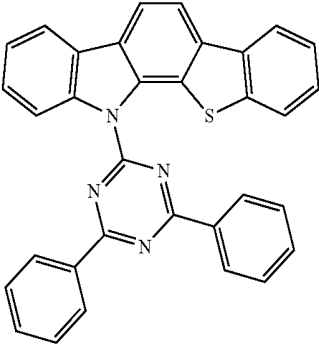
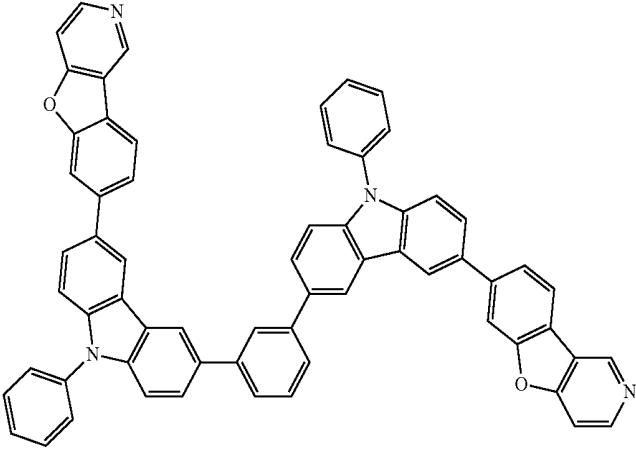
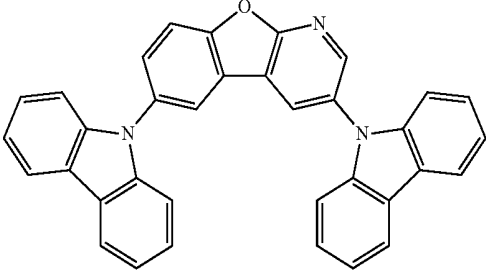
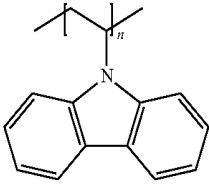
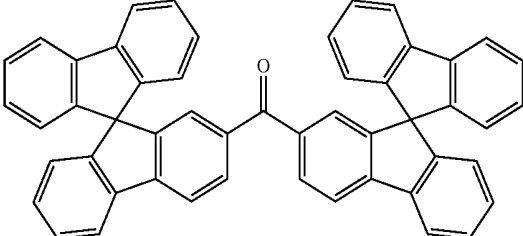
MATERIAL	EXAMPLES OF MATERIAL	PUBLICATIONS
		WO2010107244
Aza-carbazole/DBT/DBF		JP2008074939
		US20100187984
Polymers (e.g., PVK)		Appl. Phys. Lett. 77, 2280 (2000)
Spirofluorene compounds		WO2004093207

TABLE 4-continued

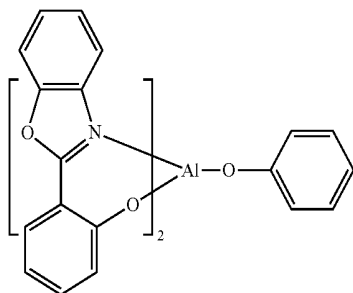
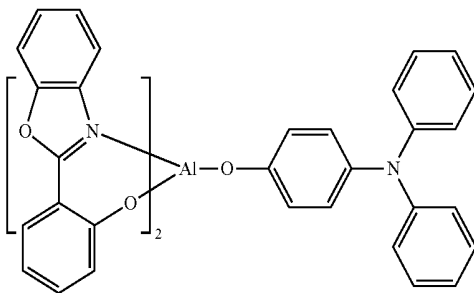
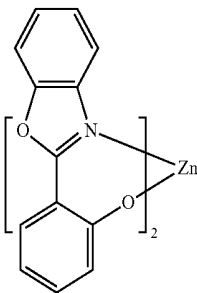
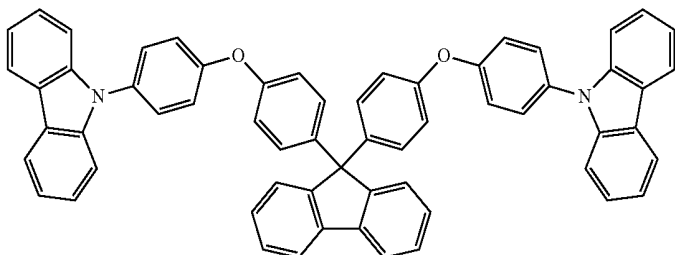
MATERIAL	EXAMPLES OF MATERIAL	PUBLICATIONS
Metal phenoxybenzoxazole compounds		WO2005089025
		WO2006132173
		JP200511610
Spirofluorene-carbazole compounds		JP2007254297

TABLE 4-continued

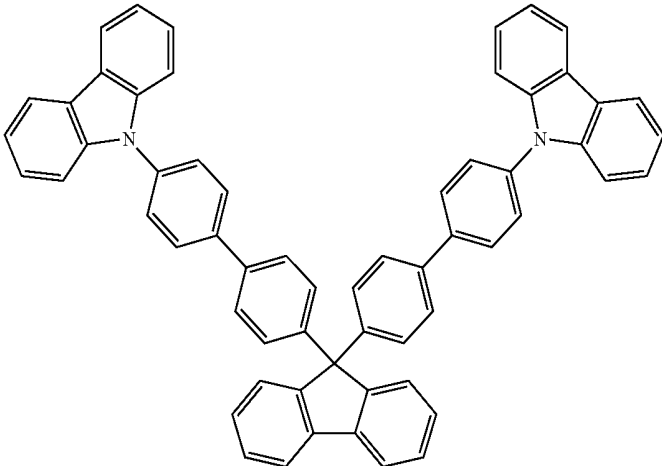
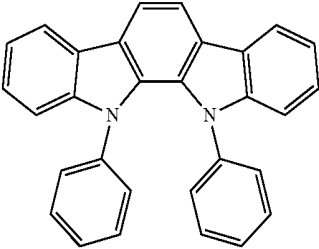
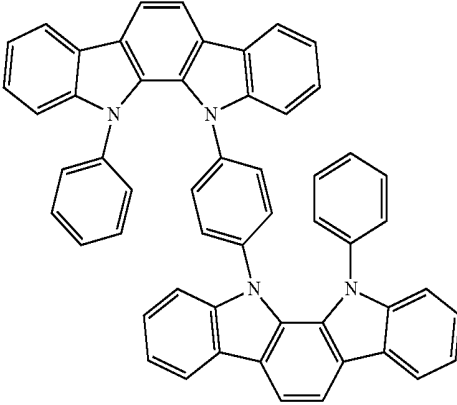
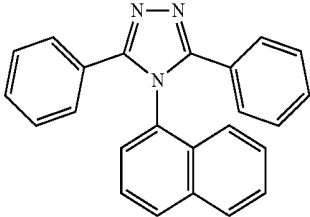
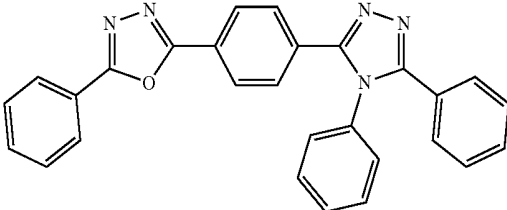
MATERIAL	EXAMPLES OF MATERIAL	PUBLICATIONS
		JP2007254297
Indolocarbazoles		WO2007063796
		WO2007063754
5-member ring electron deficient heterocycles (e.g., triazole, oxadiazole)		J. Appl. Phys. 90, 5048 (2001)
		WO2004107822

TABLE 4-continued

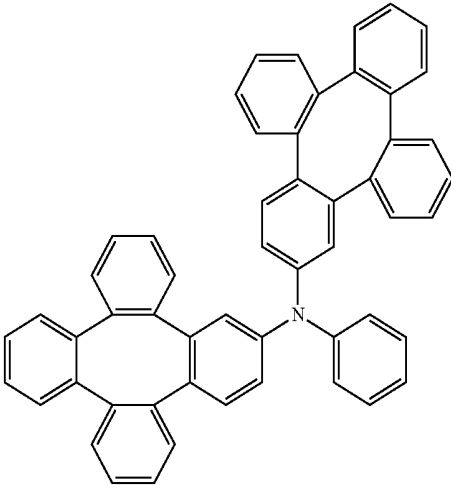
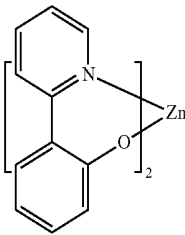
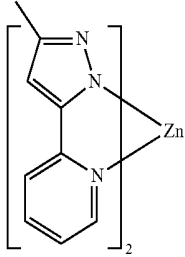
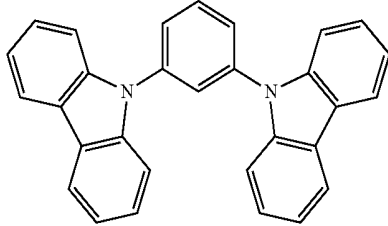
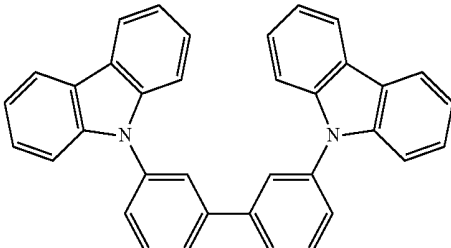
MATERIAL	EXAMPLES OF MATERIAL	PUBLICATIONS
Tetraphenylene complexes		US20050112407
Metal phenoxypyridine compounds		WO2005030900
Metal coordination complexes (e.g., Zn, Al with N'N ligands)		US20040137268, US20040137267
Blue hosts		
Arylcarbazoles		Appl. Phys. Lett, 82, 2422 (2003)
		US20070190359

TABLE 4-continued

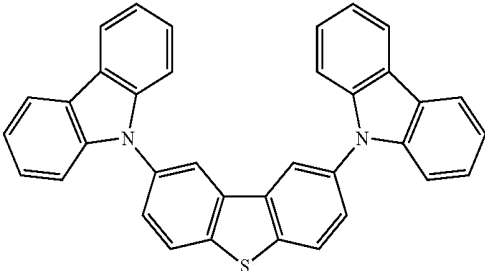
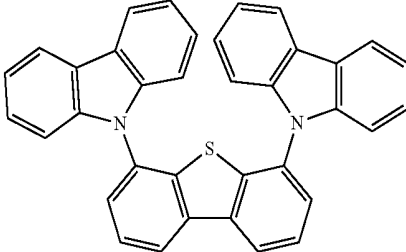
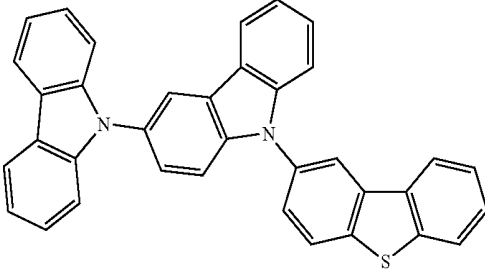
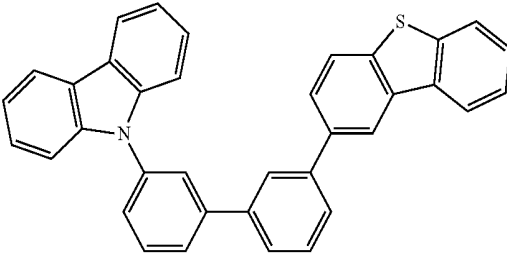
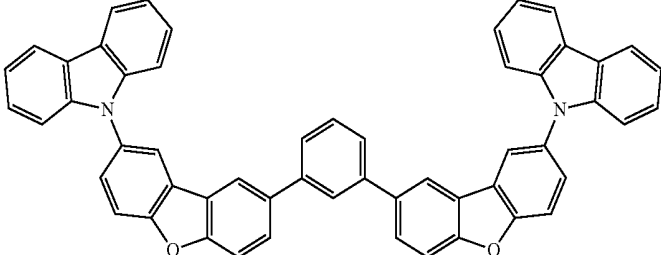
MATERIAL	EXAMPLES OF MATERIAL	PUBLICATIONS
Dibenzothiophene/ Dibenzofuran-carbazole compounds		WO2006114966, US20090167162
		US20090167162
		WO2009086028
		US20090030202, US20090017330
		US20100084966

TABLE 4-continued

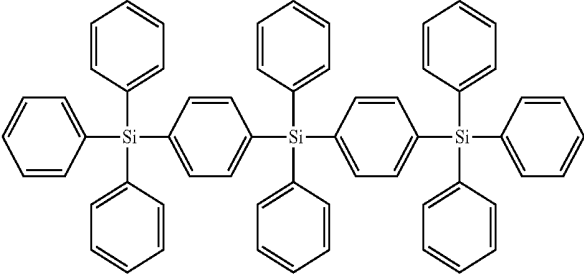
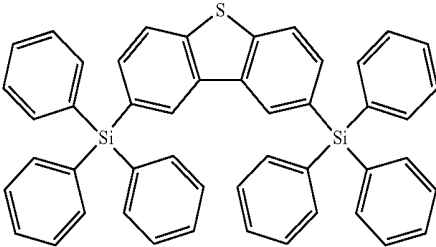
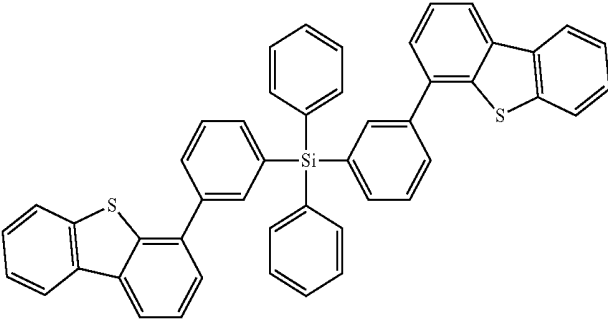
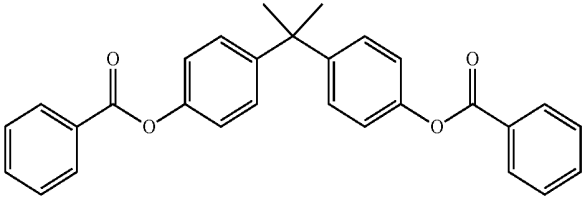
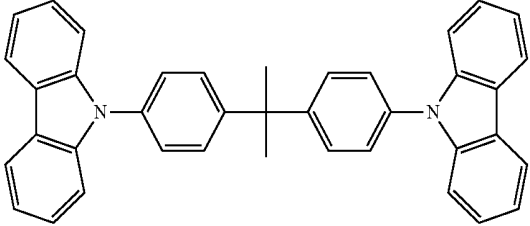
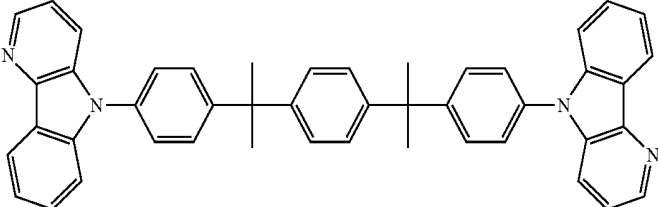
MATERIAL	EXAMPLES OF MATERIAL	PUBLICATIONS
Silicon aryl compounds		US20050238919
		WO2009003898
Silicon/Germanium aryl compounds		EP2034538A
Aryl benzoyl ester		WO2006100298
Carbazole linked by non-conjugated groups		US20040115476
Aza-carbazoles		US20060121308

TABLE 4-continued

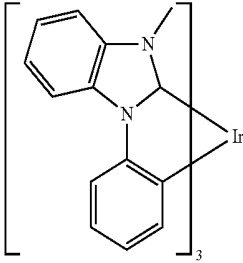
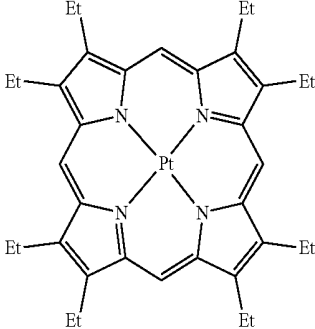
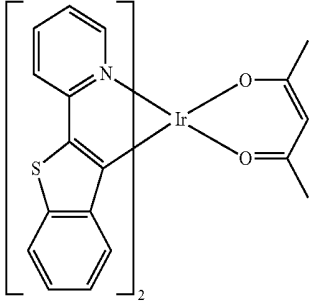
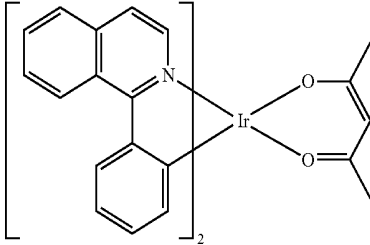
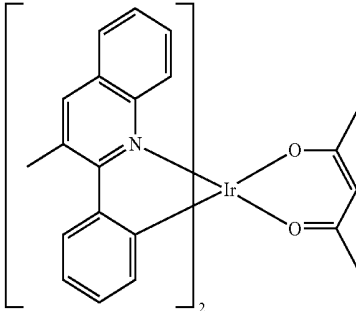
MATERIAL	EXAMPLES OF MATERIAL	PUBLICATIONS
High triplet metal organometallic complex		U.S. Pat. No. 7,154,114
	Phosphorescent dopants Red dopants	
Heavy metal porphyrins (e.g., PtOEP)		Nature 395, 151 (1998)
Iridium(III) organometallic complexes		Appl. Phys. Lett. 78, 1622 (2001)
		US2006835469
		US2006835469

TABLE 4-continued

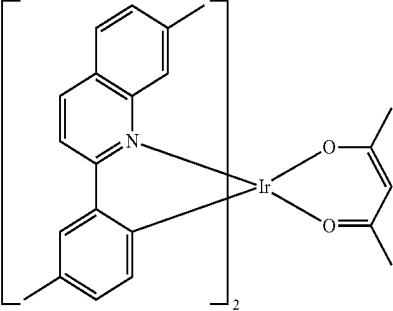
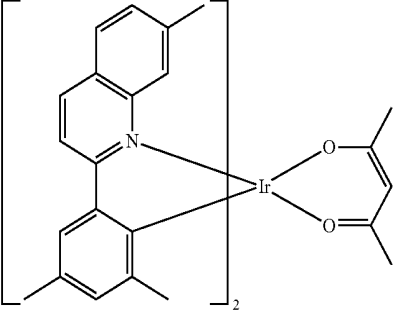
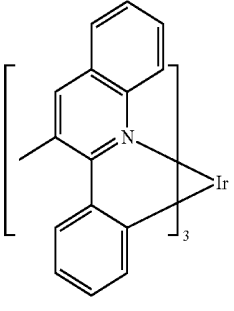
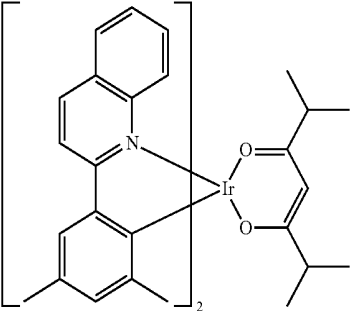
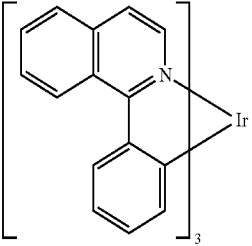
MATERIAL	EXAMPLES OF MATERIAL	PUBLICATIONS
		US20060202194
		US20060202194
		US20070087321
		US20080261076 US2010090591
		US20070087321

TABLE 4-continued

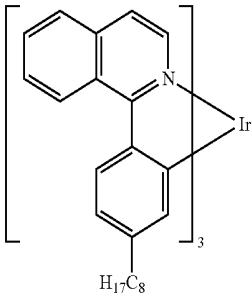
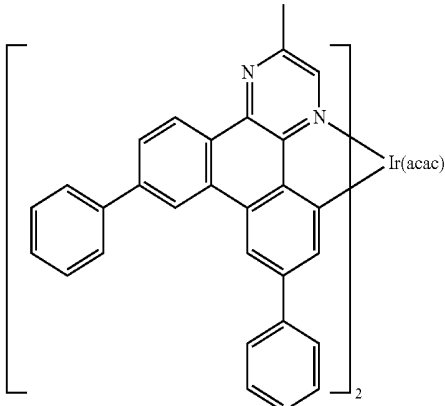
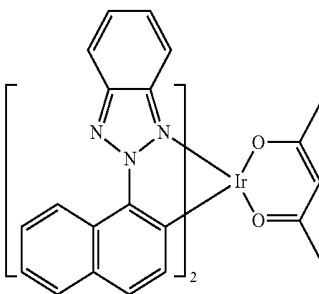
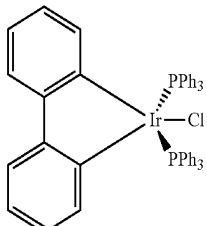
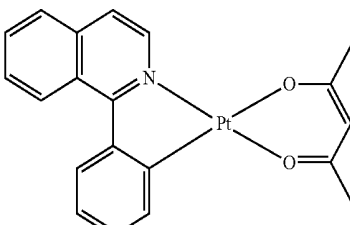
MATERIAL	EXAMPLES OF MATERIAL	PUBLICATIONS
		Adv. Mater. 19, 739 (2007)
		WO2009100991
		WO2008101842
		U.S. Pat. No. 7,232,618
Platinum(II) organometallic complexes		WO2003040257

TABLE 4-continued

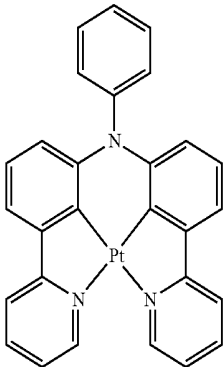
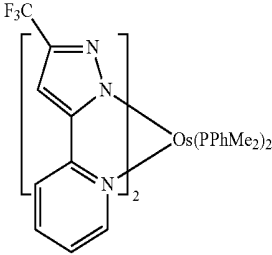
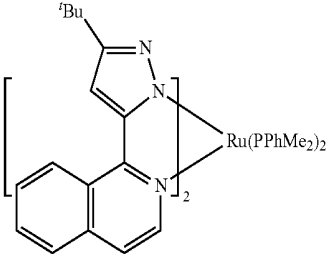
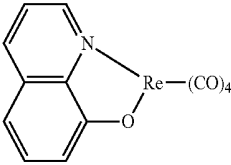
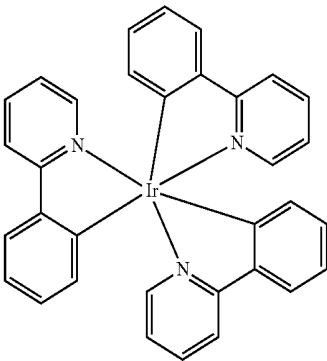
MATERIAL	EXAMPLES OF MATERIAL	PUBLICATIONS
		US20070103060
Osmium(III) complexes		Chem. Mater. 17, 3532 (2005)
Ruthenium(II) complexes		Adv. Mater. 17, 1059 (2005)
Rhenium (I), (II), and (III) complexes		US20050244673
Green dopants		
Iridium(III) organometallic complexes	 <p>and its derivatives</p>	Inorg. Chem. 40, 1704 (2001)

TABLE 4-continued

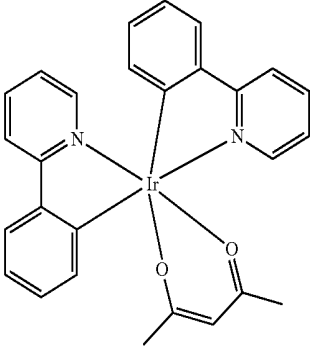
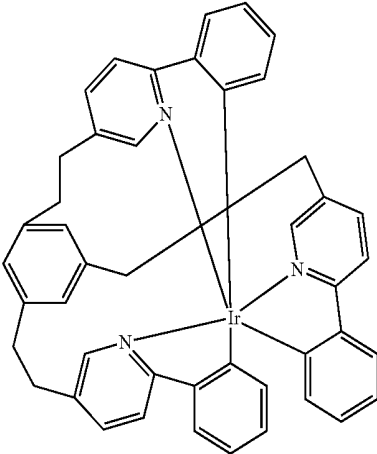
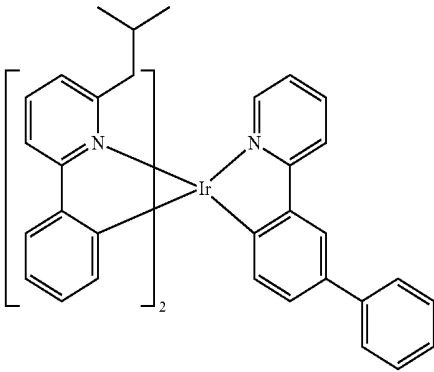
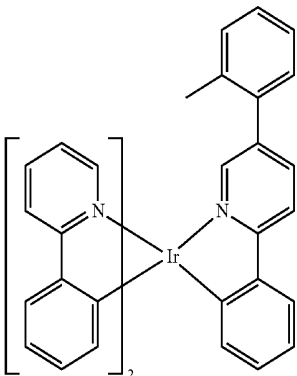
MATERIAL	EXAMPLES OF MATERIAL	PUBLICATIONS
		US20020034656
		U.S. Pat. No. 7,332,232
		US20090108737
		WO2010028151

TABLE 4-continued

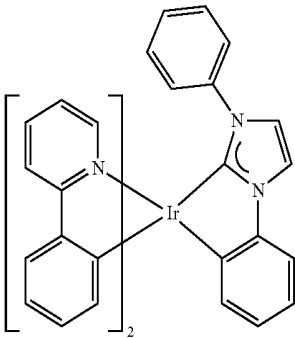
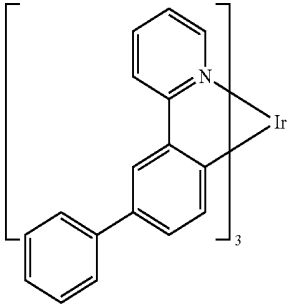
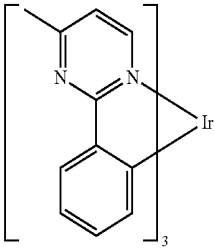
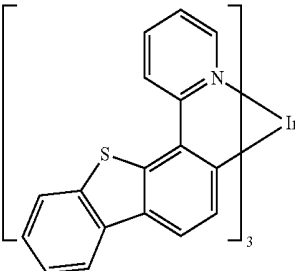
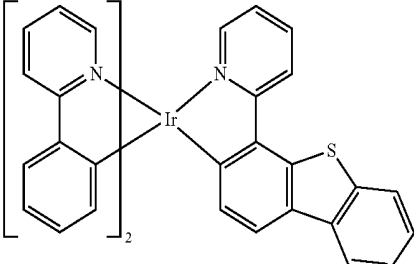
MATERIAL	EXAMPLES OF MATERIAL	PUBLICATIONS
		EP1841834B
		US20060127696
		US20090039776
		U.S. Pat. No. 6,921,915
		US20100244004

TABLE 4-continued

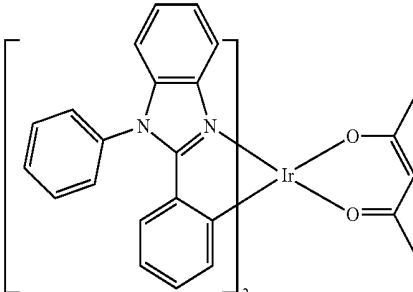
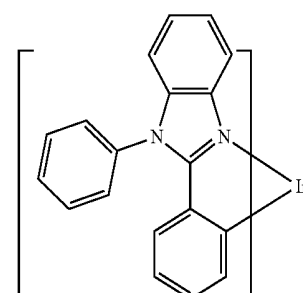
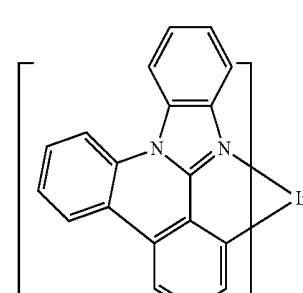
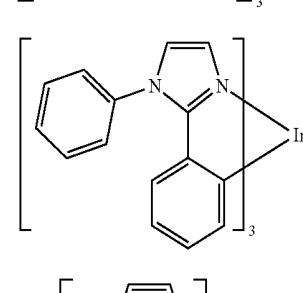
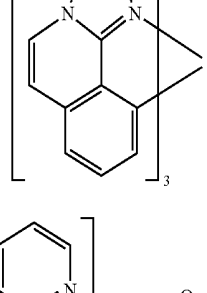
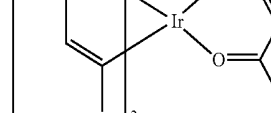
MATERIAL	EXAMPLES OF MATERIAL	PUBLICATIONS
		U.S. Pat. No. 6,687,266
		Chem. Mater. 16, 2480 (2004)
		US20070190359
		US 20060008670 JP2007123392
		WO2010086089, WO2011044988
		Adv. Mater. 16, 2003 (2004)

TABLE 4-continued

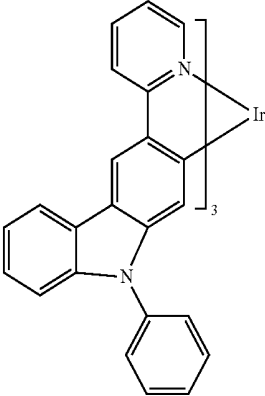
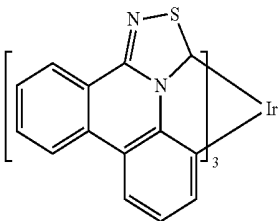
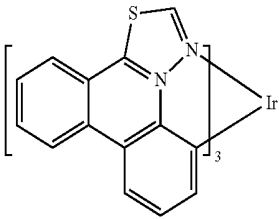
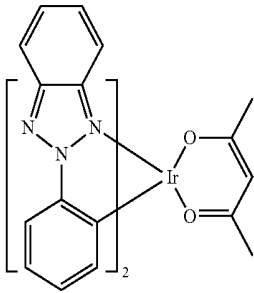
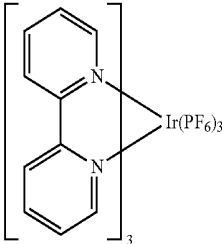
MATERIAL	EXAMPLES OF MATERIAL	PUBLICATIONS
		Angew. Chem. Int. Ed. 2006, 45, 7800
		WO2009050290
		US20090165846
		US20080015355
		US20010015432

TABLE 4-continued

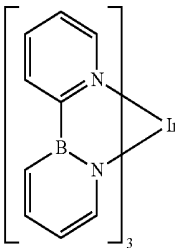
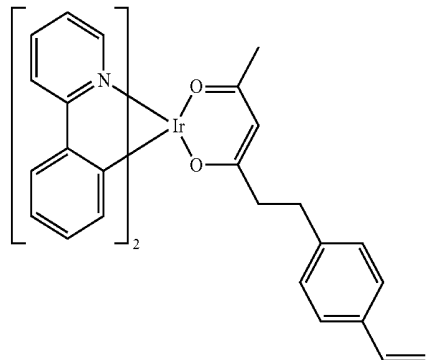
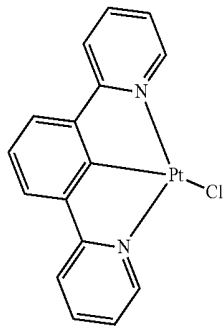
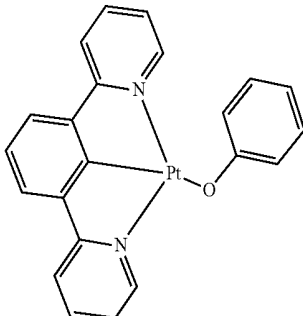
MATERIAL	EXAMPLES OF MATERIAL	PUBLICATIONS
		US20100295032
Monomer for polymeric metal organometallic compounds		U.S. Pat. No. 7,250,226, U.S. Pat. No. 7,396,598
Pt(II) organometallic complexes, including polydentate ligands		Appl. Phys. Lett. 86, 153505 (2005)
		Appl. Phys. Lett. 86, 153505 (2005)

TABLE 4-continued

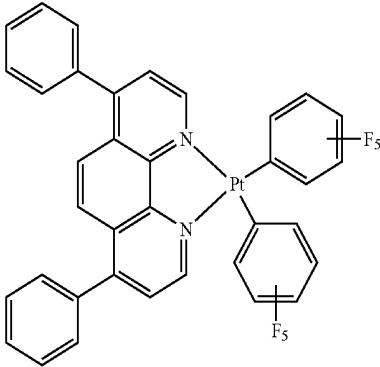
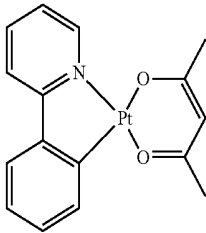
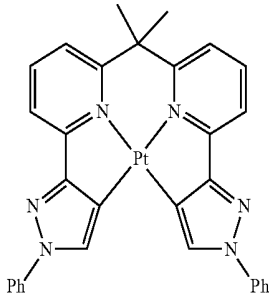
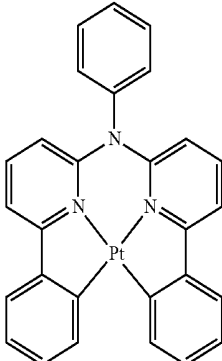
MATERIAL	EXAMPLES OF MATERIAL	PUBLICATIONS
		Chem. Lett. 34, 592 (2005)
		WO2002015645
		US20060263635
		US20060182992 US20070103060

TABLE 4-continued

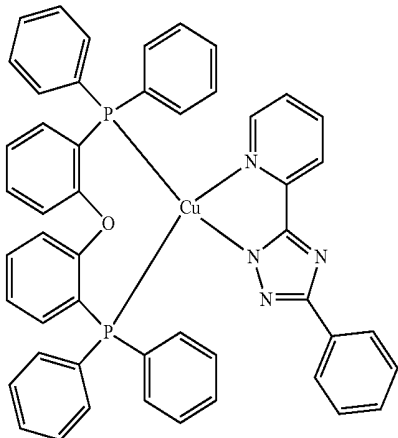
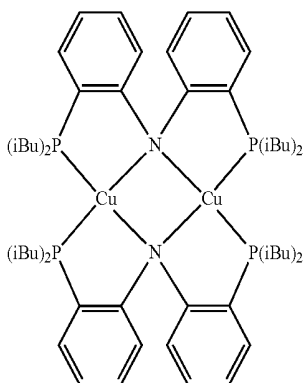
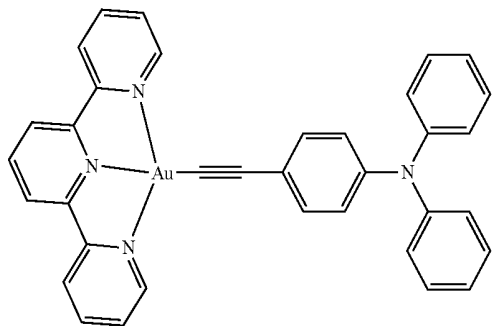
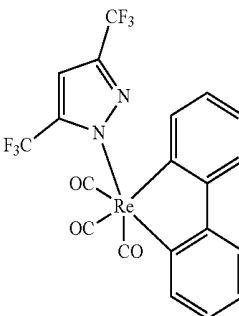
MATERIAL	EXAMPLES OF MATERIAL	PUBLICATIONS
Cu complexes		WO2009000673
		US20070111026
Gold complexes		Chem. Commun. 2906 (2005)
Rhenium(III) complexes		Inorg. Chem. 42, 1248 (2003)

TABLE 4-continued

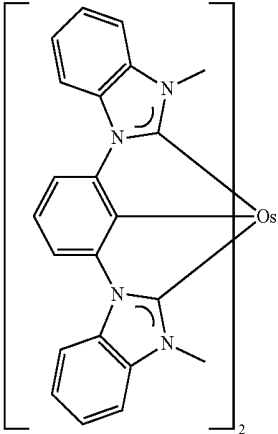
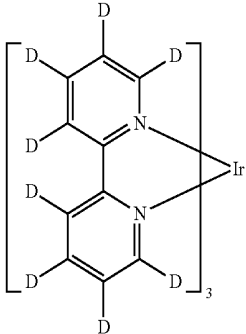
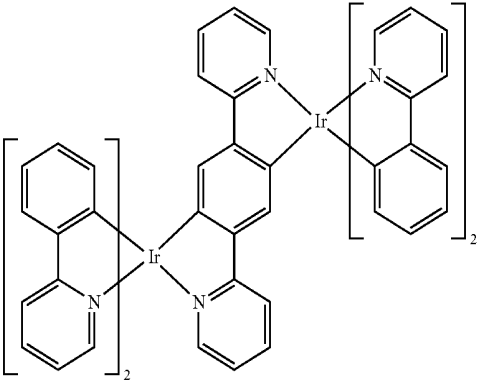
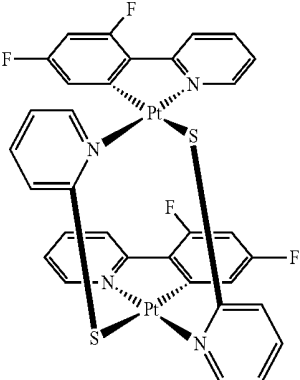
MATERIAL	EXAMPLES OF MATERIAL	PUBLICATIONS
Osmium(II) complexes		U.S. Pat. No. 7,279,704
Deuterated organometallic complexes		US20030138657
Organometallic complexes with two or more metal centers		US20030152802
		U.S. Pat. No. 7,090,928

TABLE 4-continued

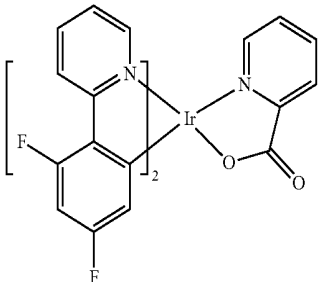
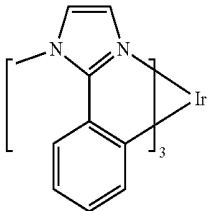
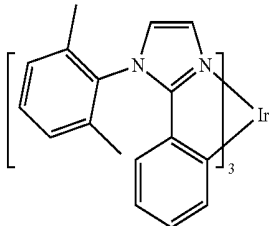
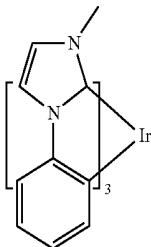
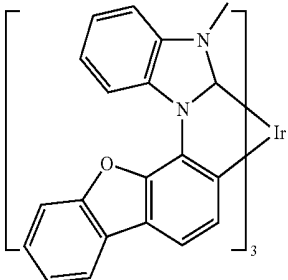
MATERIAL	EXAMPLES OF MATERIAL	PUBLICATIONS
	Blue dopants	
Iridium(III) organometallic complexes		WO2002002714
		WO2006009024
		US20060251923 US20110057559 US20110204333
		U.S. Pat. No. 7,393,599, WO2006056418, US20050260441, WO2005019373
		U.S. Pat. No. 7,534,505

TABLE 4-continued

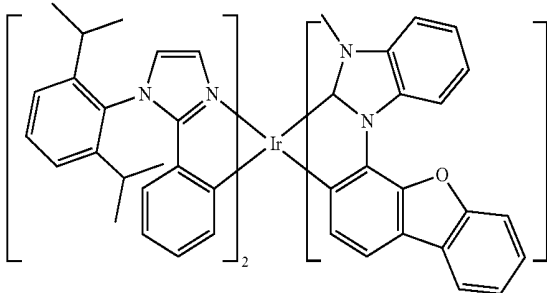
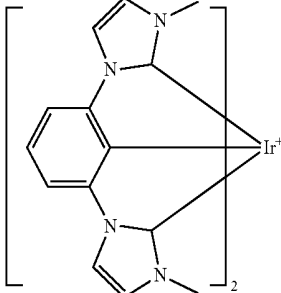
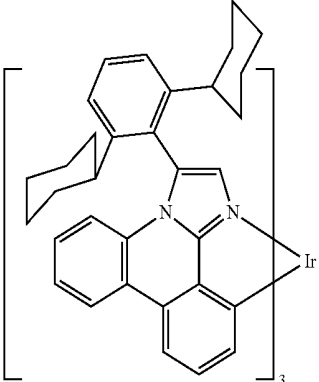
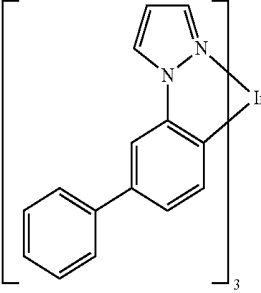
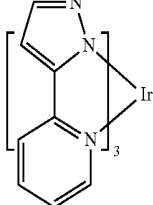
MATERIAL	EXAMPLES OF MATERIAL	PUBLICATIONS
		WO2011051404
		U.S. Pat. No. 7,445,855
		US20070190359, US20080297033 US20100148663
		U.S. Pat. No. 7,338,722
		US20020134984

TABLE 4-continued

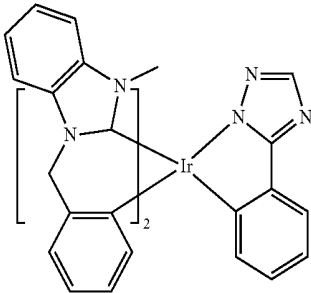
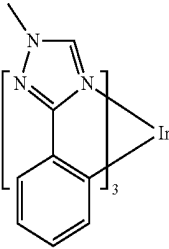
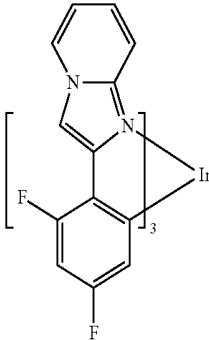
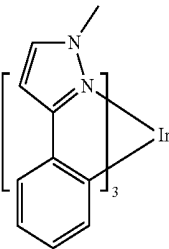
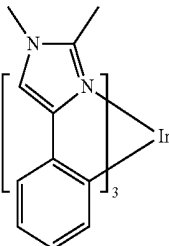
MATERIAL	EXAMPLES OF MATERIAL	PUBLICATIONS
		Angew. Chem. Int. Ed. 47, 1 (2008)
		Chem. Mater. 18, 5119 (2006)
		Inorg. Chem. 46, 4308 (2007)
		WO2005123873
		WO2005123873

TABLE 4-continued

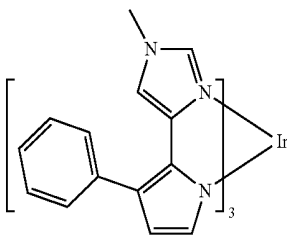
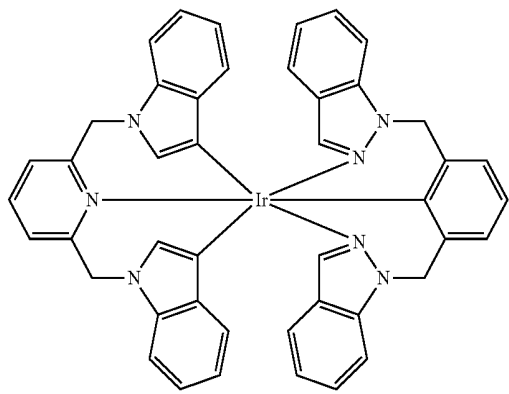
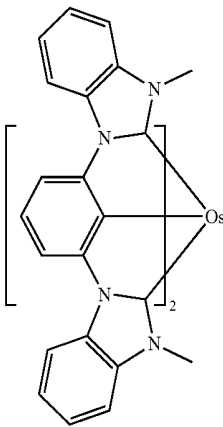
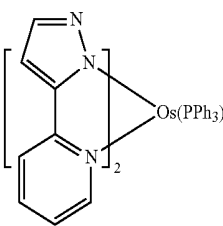
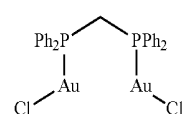
MATERIAL	EXAMPLES OF MATERIAL	PUBLICATIONS
		WO2007004380
		WO2006082742
Osmium(II) complexes		U.S. Pat. No. 7,279,704
		Organometallics 23, 3745 (2004)
Gold complexes		Appl. Phys. Lett. 74, 1361 (1999)

TABLE 4-continued

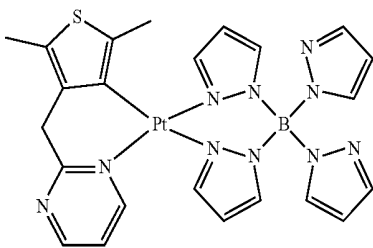
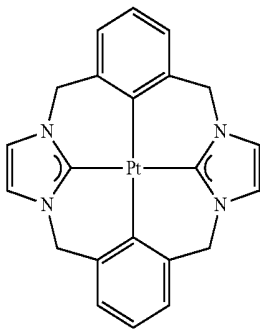
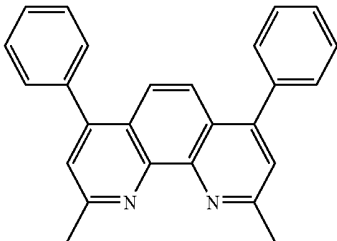
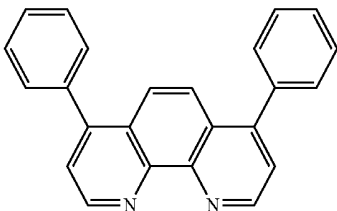
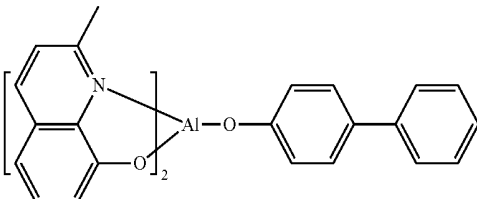
MATERIAL	EXAMPLES OF MATERIAL	PUBLICATIONS
Platinum(II) complexes		WO2006098120, WO2006103874
Pt tetradentate complexes with at least one metal-carbene bond		U.S. Pat. No. 7,655,323
Exciton/hole blocking layer materials		
Bathocuprine compounds (e.g., BCP, BPhen)		Appl. Phys. Lett. 75, 4 (1999)
		Appl. Phys. Lett. 79, 449 (2001)
Metal 8-hydroxyquinolates (e.g., BAlq)		Appl. Phys. Lett. 81, 162 (2002)

TABLE 4-continued

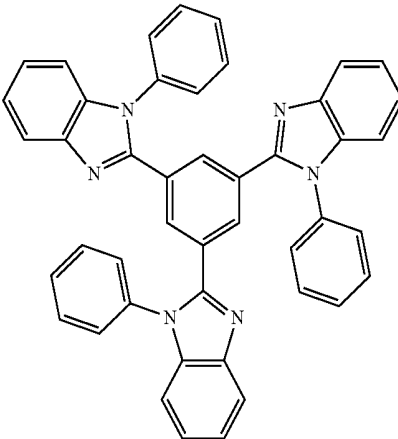
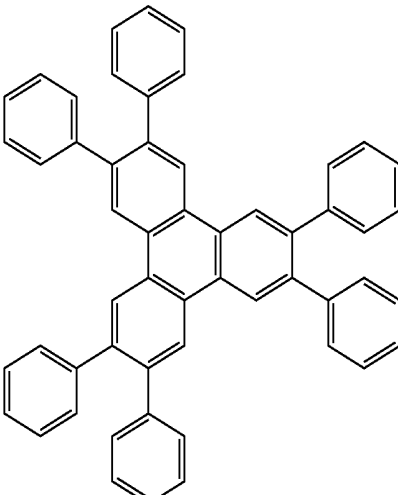
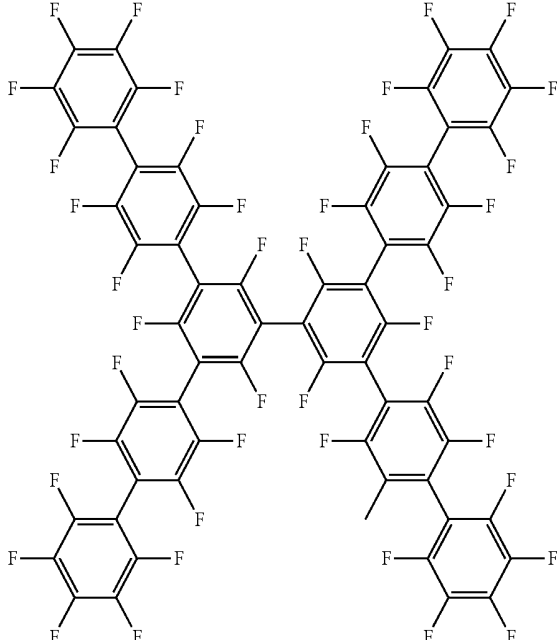
MATERIAL	EXAMPLES OF MATERIAL	PUBLICATIONS
5-member ring electron deficient heterocycles such as triazole, oxadiazole, imidazole, benzoimidazole		Appl. Phys. Lett. 81, 162 (2002)
Triphenylene compounds		US20050025993
Fluorinated aromatic compounds		Appl. Phys. Lett. 79, 156 (2001)

TABLE 4-continued

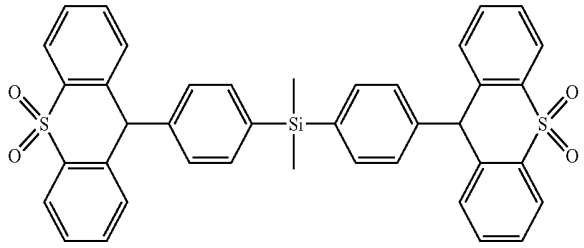
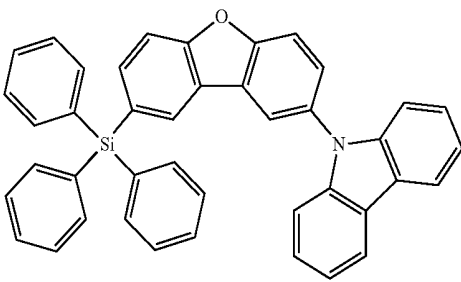
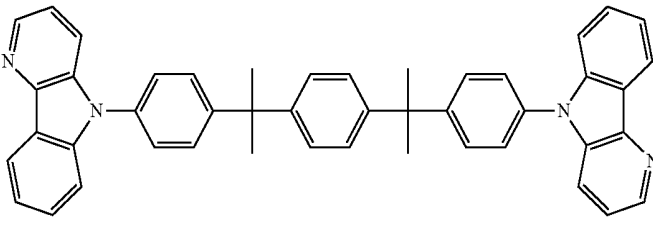
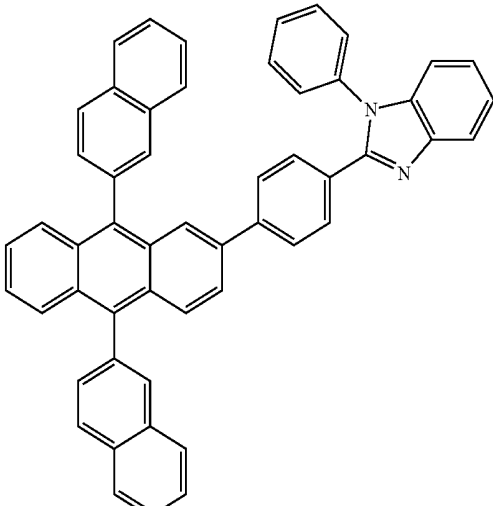
MATERIAL	EXAMPLES OF MATERIAL	PUBLICATIONS
Phenothiazine-S-oxide		WO2008132085
Silylated five-membered nitrogen, oxygen, sulfur or phosphorus dibenzoheterocycles		WO2010079051
Aza-carbazoles		US20060121308
Electron transporting materials		
Anthracene-benzimidazole compounds		WO2003060956

TABLE 4-continued

MATERIAL	EXAMPLES OF MATERIAL	PUBLICATIONS
Aza triphenylene derivatives		US20090179554
Anthracene-benzothiazole compounds		US20090115316
Metal 8-hydroxyquinolates (e.g., Alq ₃ , ZrQ ₄)		Appl. Phys. Lett. 89, 063504 (2006)
Metal hydroxybenzoquinolates		Appl. Phys. Lett. 51, 913 (1987) U.S. Pat. No. 7,230,107
Bathocuproine compounds such as BCP, BPhen, etc		Chem. Lett. 5, 905 (1993)

TABLE 4-continued

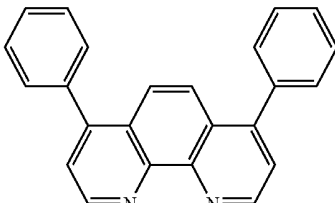
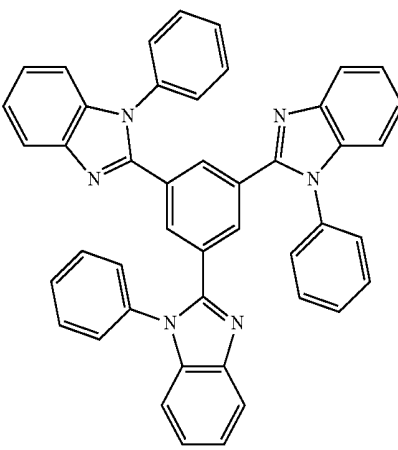
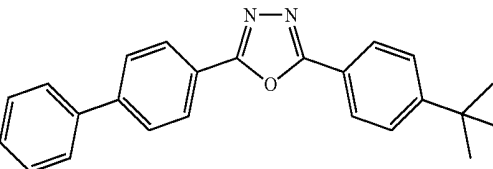
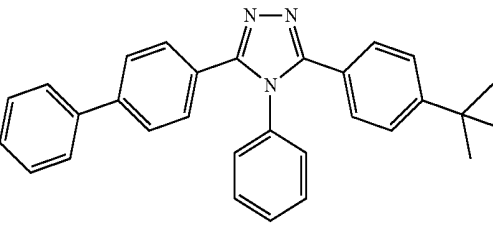
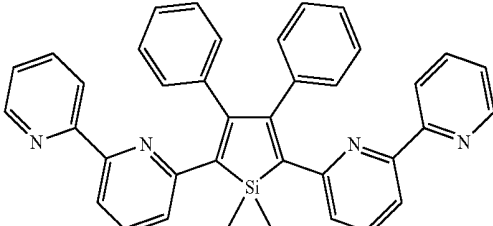
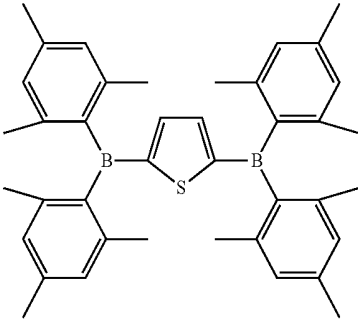
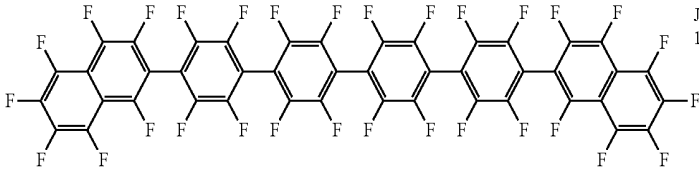
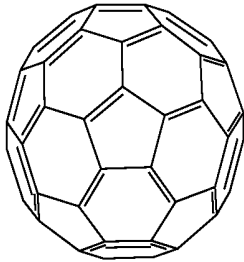
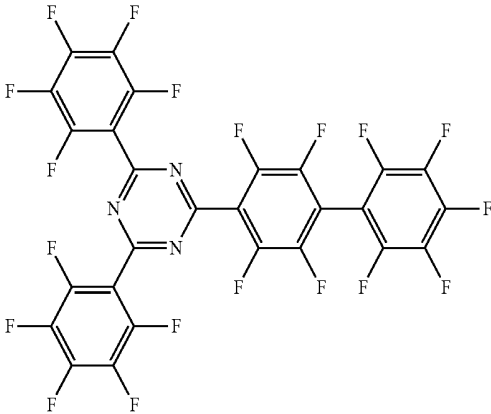
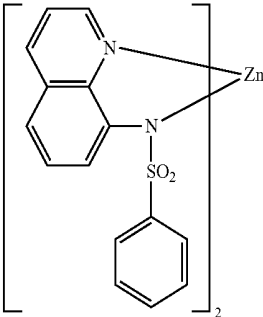
MATERIAL	EXAMPLES OF MATERIAL	PUBLICATIONS
		Appl. Phys. Lett. 79, 449 (2001)
5-member ring electron deficient heterocycles (e.g., triazole, oxadiazole, imidazole, benzoimidazole)		Appl. Phys. Lett. 74, 865 (1999)
		Appl. Phys. Lett. 55, 1489 (1989)
		Jpn. J. Apply. Phys. 32, L917 (1993)
Silole compounds		Org. Electron. 4, 113 (2003)

TABLE 4-continued

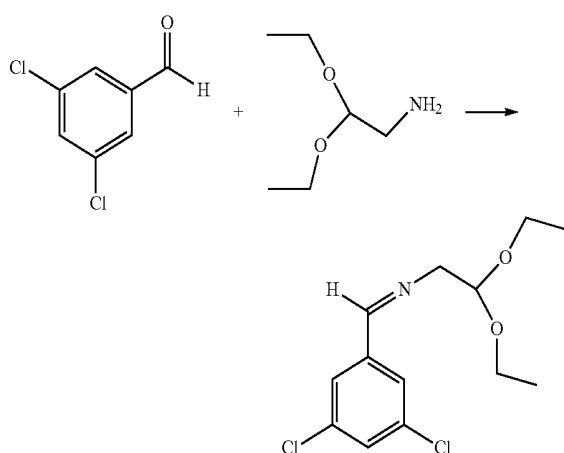
MATERIAL	EXAMPLES OF MATERIAL	PUBLICATIONS
Arylborane compounds		J. Am. Chem. Soc. 120, 9714 (1998)
Fluorinated aromatic compounds		J. Am. Chem. Soc. 122, 1832 (2000)
Fullerene (e.g., C60)		US20090101870
Triazine complexes		US20040036077
Zn (N`N) complexes		U.S. Pat. No. 6,528,187

Experimental

[0112] Chemical abbreviations used throughout this document are as follows: Cy is cyclohexyl, dba is dibenzylideneacetone, EtOAc is ethyl acetate, DME is dimethoxyethane, dppe is 1,2-bis(diphenylphosphino)ethane, THF is tetrahydrofuran, DCM is dichloromethane, DMF is dimethylformamide, S-Phos is dicyclohexyl(2',6'-dimethoxy-[1,1'-biphenyl]-2-yl)phosphine.

Synthesis of Compound 1

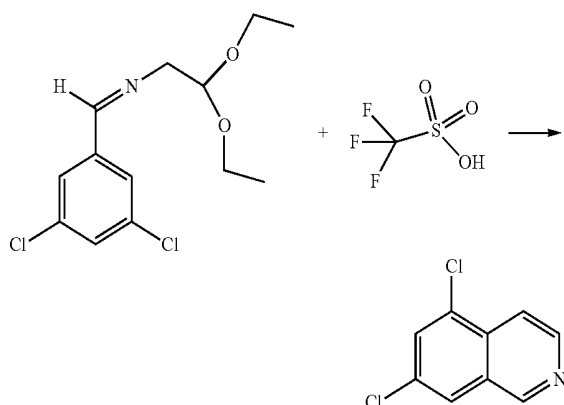
[0113]



Synthesis of

N-(3,5-dichlorobenzylidene)-2,2-diethoxyethanamine

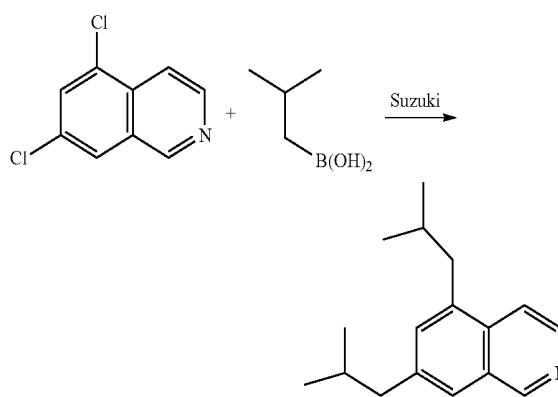
[0114] 3,5-dichlorobenzaldehyde (51.2 g, 284 mmol), 2,2-diethoxyethanamine (38.6 g, 284 mmol) and 270 mL toluene were charged in a 500 mL three-necked flask. The mixture was heated to reflux for 24 hours under N₂ with Dean-Stark apparatus to collect water by-product. 86 g (100%) light yellow liquid was obtained after evaporated solvent. The product was confirmed by GC-MS and NMR and taken on to the next step without further purification.



Synthesis of 5, 7-dichloroisoquinoline

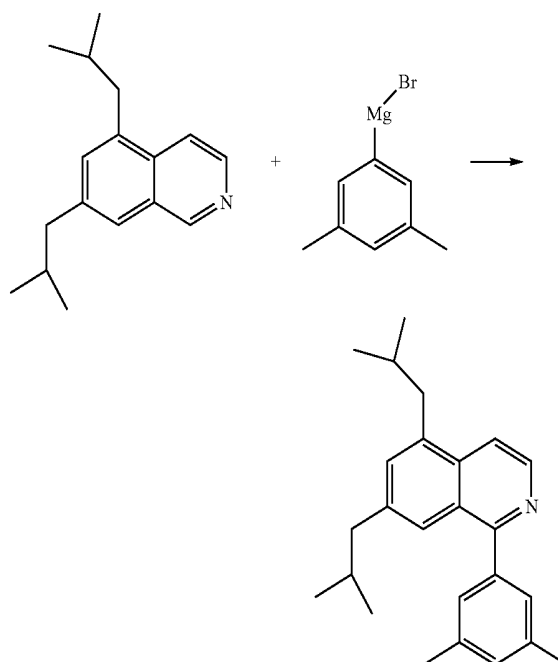
[0115] Trifluoromethanesulfonic acid (15.83 g, 103 mmol) was charged in a three-necked 100 mL flask which was equipped with a Dean-Stark apparatus and an addition funnel. The trifluoromethanesulfonic acid was first heated to 120° C. and to the acid, N-(3,5-dichlorobenzylidene)-2,2-diethoxyethanamine (4 g, 13.78 mmol) dissolved in 4 mL DCM was added dropwise. After addition, the mixture was

heated for another 2 hours at 120° C., then cooled to room temperature, and 8 mL of MeOH was added to quench the reaction. The reaction mixture was poured into aqueous ammonium hydroxide (120 mmol) solution, made basic with additional aqueous ammonium hydroxide, and stirred and filtered. A white solid (2.1 g, 77%) was obtained after distillation. The identity of the product was confirmed by GC and HPLC. A larger scale reaction with 32.2 g of N-(3,5-dichlorobenzylidene)-2,2-diethoxyethanamine was conducted in a same way and 16.5 g (75%) of the product was obtained for next step.



Synthesis of 5,7-diisobutylisoquinoline

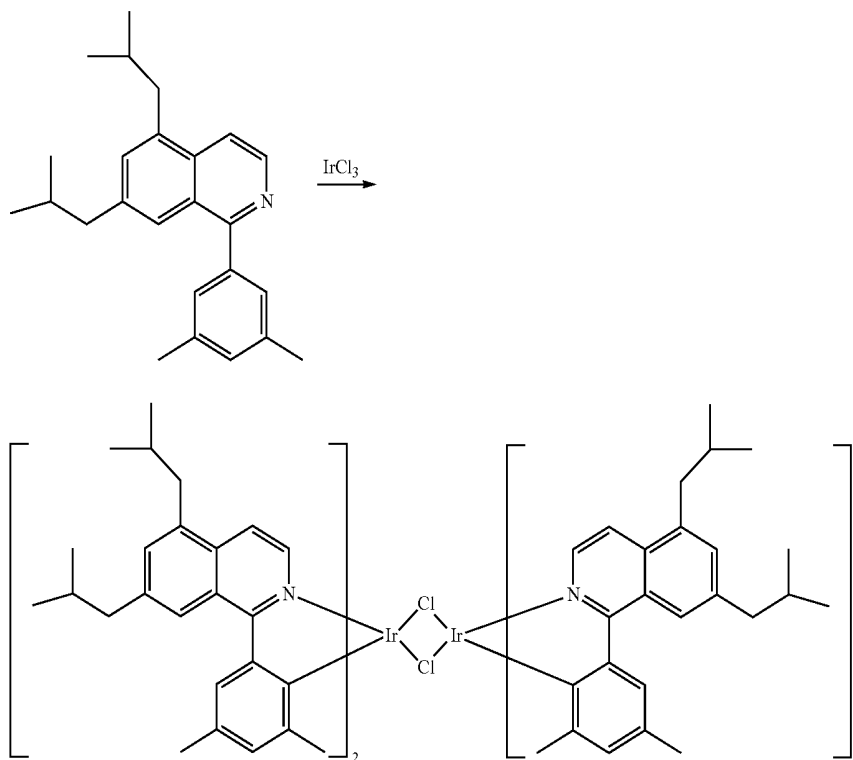
[0116] 5,7-Dichloroisoquinoline (5.8 g, 29.3 mmol), isobutylboronic acid (8.96 g, 88 mmol), dicyclohexyl(2',6'-dimethoxy-[1,1'-biphenyl]-2-yl)phosphine (0.962 g, 2.34 mmol), Pd₂(dba)₃ (0.536 g, 0.586 mmol), K₃PO₄ (21.8 g, 103 mmol), 150 mL toluene and 15 mL water were charged in a flask. The reaction mixture was purged by bubbling N₂ for 30 minutes then heated to reflux overnight. GC-MS analysis showed that the reaction was complete. Silica gel chromatography with 15% ethyl acetate in hexane (v/v) as eluent resulted in 6.7 g (95%) of the product.



Synthesis of
1-(3,5-dimethylphenyl)-5,7-diisobutylisoquinoline

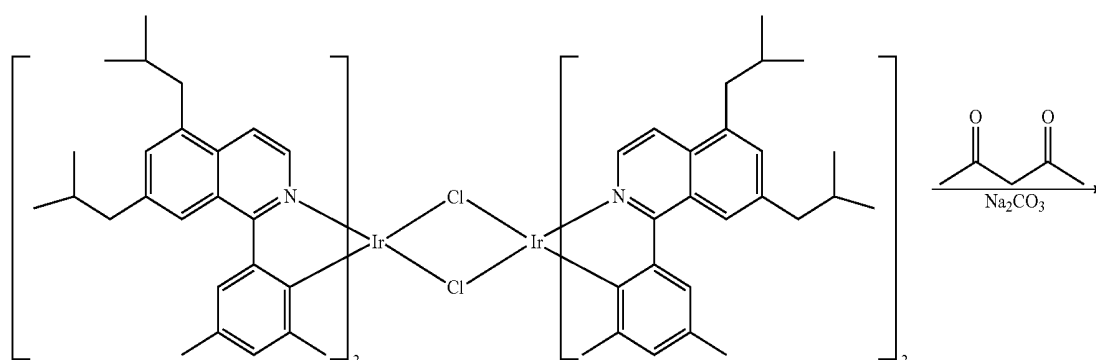
[0117] 5,7-Diisobutylisoquinoline (7.4 g, 30.7 mmol) in 50 mL dry THF and was added to (3,5-dimethylphenyl) magnesium bromide (100 mL, 50.0 mmol) dropwise at room temperature and allowed to stir for 16 hours, after which the

reaction mixture was heated to reflux for 5 hours. GC and HPLC analysis indicated the reaction was complete, but contained a small amount of reduced byproducts which were converted to the desired product by treatment with DDQ in THF for few minutes. After aqueous workup, 6.5 g (61.4%) of product was obtained.

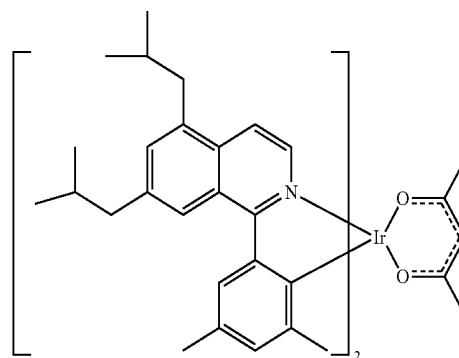


Synthesis of iridium dimer

[0118] 1-(3,5-dimethylphenyl)-5,7-diisobutylisoquinoline (6.0 g, 17.37 mmol) and $\text{IrCl}_3 \cdot \text{H}_2\text{O}$ (2.57 g, 6.95 mmol), 90 mL 2-ethoxyethanol and 30 mL water were charged in a 250 mL flask. The reaction mixture was heated to reflux under nitrogen for 19 hours. 3.1 g (24.3%) of dimer was obtained after filtration and washing with methanol, which was used for next step without further purification.

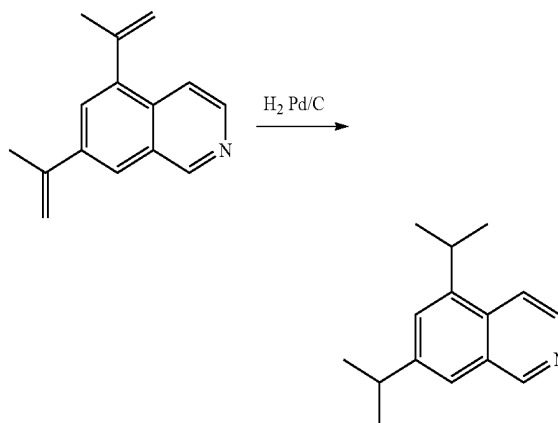


-continued

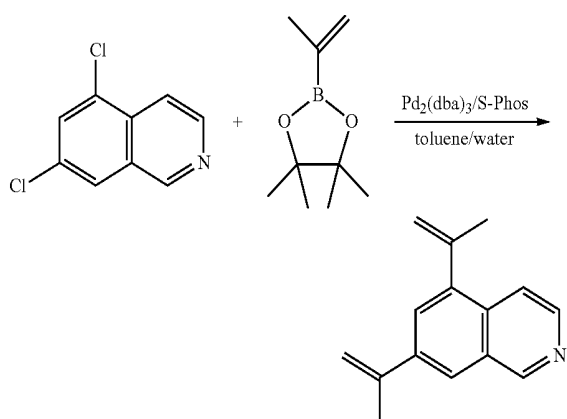


Synthesis of Compound 1

[0119] 2-(3,5-dimethylphenyl)-5,7-diisobutylquinoline iridium dimer (1.5 g, 0.82 mmol), 2,4-pentanedione (1.63 g, 16.36 mmol), Na_2CO_3 (1.73 g, 16.36 mmol) and 2-ethoxyethanol (60 mL) were charged in a 250 flask and stirred at room temperature for 72 hours. The resulting precipitate was filtered and washed with methanol. The solid was further purified by passing it through a silica gel plug (that was pretreated with 15% triethylamine in hexanes). 0.55 g (34.3%) of product was obtained after workup. The identity of the product was confirmed by LC-MS.

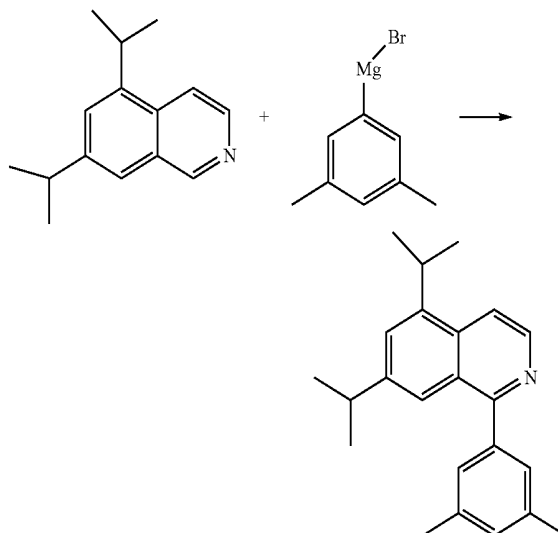


Synthesis of Compound 2

[0120]

Synthesis of 5,7-diisopropylisoquinoline

[0122] 5,7-Di(prop-1-en-2-yl)isoquinoline (5.1 g, 24.37 mmol) was dissolved in 50 mL EtOH in a glass bottle and purged with N_2 for 30 minutes. To the solution, 10% Pd/C (1.3 g, 1.218 mmol) was added into the bottle under nitrogen. Hydrogenation was conducted for 4 hours, after which GC-MS analysis indicated the reaction was complete.



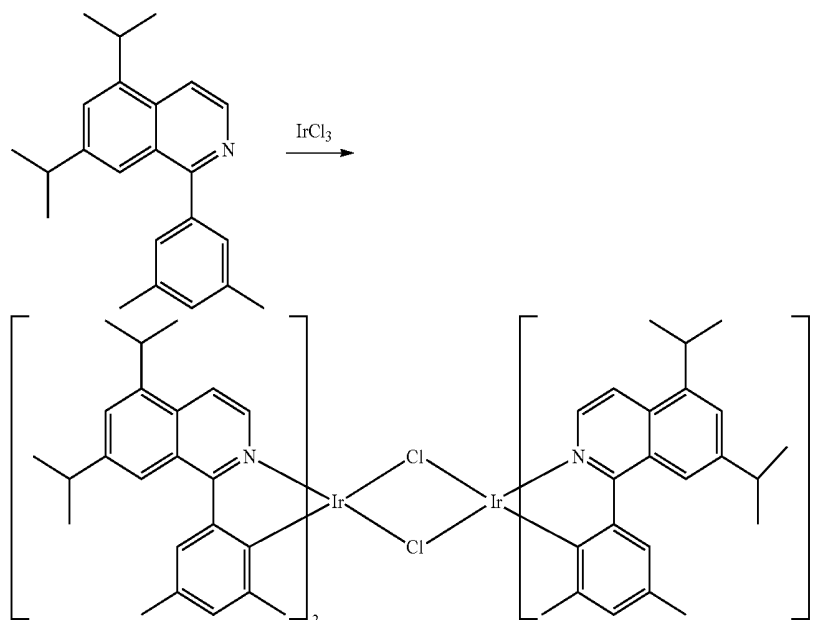
Synthesis of 5,7-di(prop-1-en-2-yl)isoquinoline

[0121] 5,7-Dichloroisoquinoline (5.1 g, 25.8 mmol), 4,4,5,5-tetramethyl-2-(prop-1-en-2-yl)-1,3,2-dioxaborolane (9.95 g, 59.2 mmol), dicyclohexyl(2',6'-dimethoxy-[1,1'-biphenyl]-2-yl)phosphine (0.846 g, 2.06 mmol), $\text{Pd}_2(\text{dba})_3$ (0.472 g, 0.515 mmol), K_3PO_4 (19.13 g, 90 mmol), 100 mL toluene and 10 mL water were charged in a flask. The reaction mixture was purged by bubbling N_2 for 30 minutes then heated to reflux overnight. GC-MS analysis showed that the reaction was complete. 5.1 g (91%) of product was obtained after silica gel column chromatography and confirmed by GC-MS.

Synthesis of
1-(3,5-dimethylphenyl)-5,7-diisopropylisoquinoline

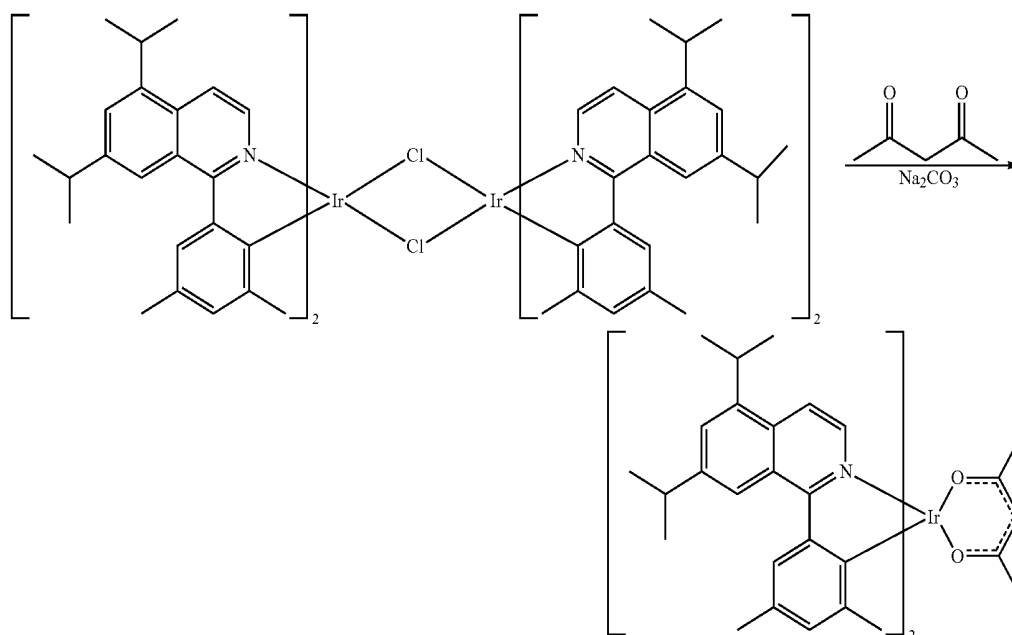
[0123] 5,7-diisopropylisoquinoline (3.1 g, 14.5 mmol) in 50 mL dry THF and was added with 0.5 M (3,5-dimethylphenyl)magnesium bromide THF solution (50 mL, 25.0 mmol) dropwise at room temperature and allowed to stir for

16 hours, after which the reaction mixture was heated to reflux for 5 hours. GC and HPLC analysis indicated the reaction was complete, but contained a small amount of reduced byproducts which were converted to the desired product by treatment with DDQ in THF for few minutes. After aqueous workup, 2.4 g (52%) of product was obtained.



Synthesis of iridium dimer

[0124] 1-(3,5-Dimethylphenyl)-5,7-diisopropylisoquinoline (2.4 g, 7.56 mmol) and $\text{IrCl}_3 \cdot \text{H}_2\text{O}$ (1.167 g, 3.15 mmol), 45 mL 2-ethoxyethanol and 15 mL water were charged in a 250 mL flask. The reaction mixture was heated to reflux under nitrogen for 19 hours. After cooling the reaction, filtration, and washing with methanol, 1.2 g (44.2%) of dimer was obtained, which was used for next step without further purification.

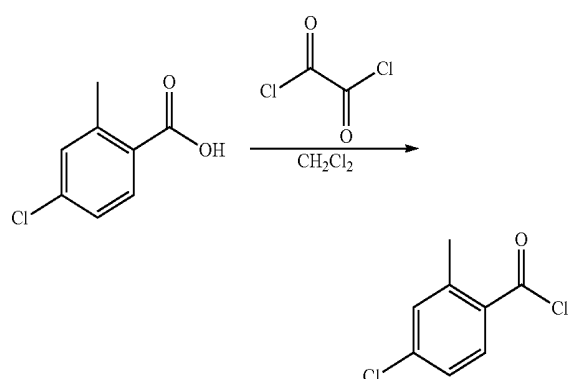


Synthesis of Compound 2

[0125] 2-(3,5-Dimethylphenyl)-5,7-diisopropylquinoline iridium dimer (1.2 g, 0.697 mmol), 2,4-pentanedione (0.697 g, 6.97 mmol), Na_2CO_3 (0.739 g, 6.97 mmol) and 2-ethoxyethanol (40 mL) were stirred at room temperature for 48 hours. The precipitate was filtered and washed with methanol. The solid was further purified by passing it through a silica gel plug (pretreated with 15% triethylamine in hexanes). After workup of the reaction 0.68 g (52.8%) of product was obtained, which was confirmed by LC-MS.

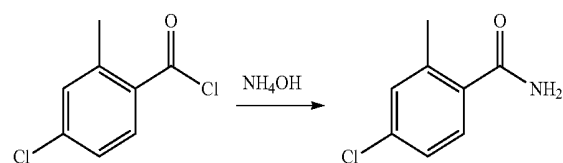
Synthesis of Compound 3

[0126]



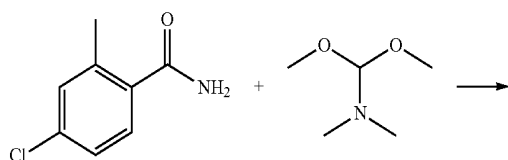
Synthesis of 4-Chloro-2-methylbenzoyl chloride

[0127] To a mixture of 4-chloro-2-methylbenzoic acid (24.0 g, 141 mmol) in dichloromethane (20 mL) and dimethylformamide (4 mL) at room temperature was added dropwise oxalyl chloride (26.8 g, 258 mmol). The reaction was stirred room temperature for 2 hours. Hexanes were added and the reaction mass was concentrated to give 4-chloro-2-methylbenzoyl chloride (26.6 g, quantitative) and used in the next step without purification.

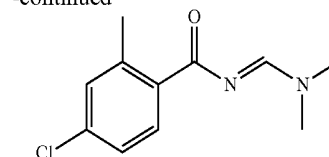


Synthesis of 4-Chloro-2-methylbenzamide

[0128] 30% Ammonium hydroxide (300 mL, 4.76 mol) was cooled in a salt ice bath. 4-chloro-2-methylbenzoyl chloride (26.4 g, 140 mmol) in tetrahydrofuran (150 mL) added and stirred for 1 hr. Water was added. Crystals were filtered off and washed with water and dried under vacuum to give 4-chloro-2-methylbenzamide (20.0 g, 84% yield).

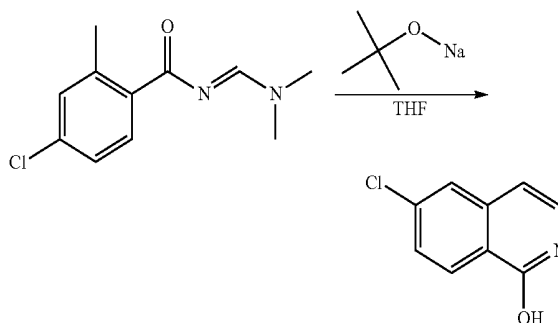


-continued



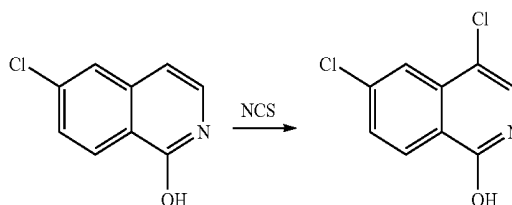
Synthesis of 4-Chloro-N-((dimethylamino)methylene)-2-methylbenzamide

[0129] A mixture of 4-chloro-2-methylbenzamide (20.8 g, 123 mmol) and 1,1-dimethylmethanimine (17.5 g, 147 mmol) in tetrahydrofuran (250 mL) was refluxed for 2.5 hours and then concentrated. The resulting crystals were triturated in hexanes and filtered to give 4-chloro-N-((dimethylamino)methylene)-2-methylbenzamide (25.7 g, 93% yield).



Synthesis of 6-Chloroisoquinolin-1-ol

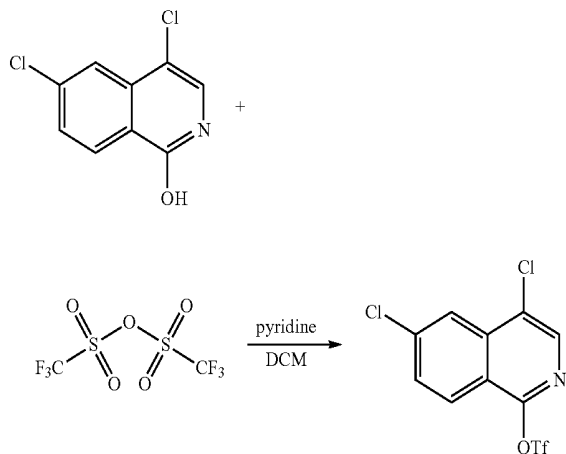
[0130] A mixture of 4-chloro-N-((dimethylamino)methylene)-2-methylbenzamide (25.7 g, 114 mmol), sodium tert-butoxide (25.7 g, 267 mmol) and tetrahydrofuran (450 mL) was refluxed under N_2 for 3 hours and then poured into water (1 L). The pH was adjusted to 4 with aqueous HCl. The solids were filtered off and washed with water and dried under vacuum to give 6-chloroisoquinolin-1-ol (14.7 g, 71.6% yield).



Synthesis of 4,6-Dichloroisoquinolin-1-ol

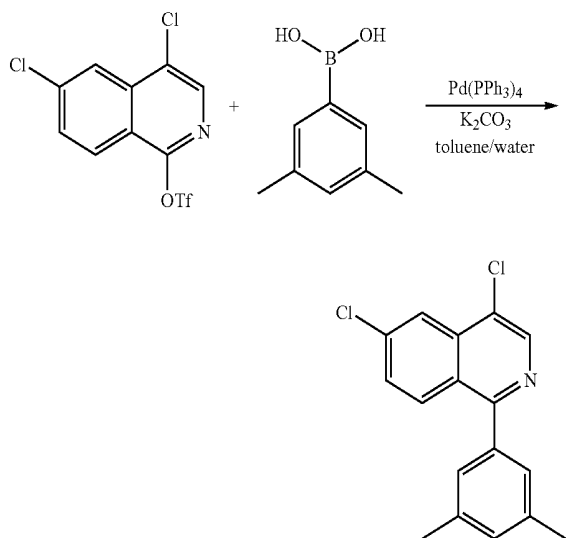
[0131] A mixture of 6-chloroisoquinolin-1-ol (13.5 g, 75 mmol) and acetonitrile (400 mL) was heated to reflux. N-Chlorosuccinimide (10.57 g, 79 mmol) in acetonitrile (110 mL) was added dropwise. The mixture was refluxed overnight. Crystals were filtered off. The filtrate was concentrated and the resulting crystals were washed with water and combined with the above crystals and dried under

vacuum to give 4,6-dichloroisoquinolin-1-ol (14.2 g, 88% yield). It was taken on without analysis to the next step.



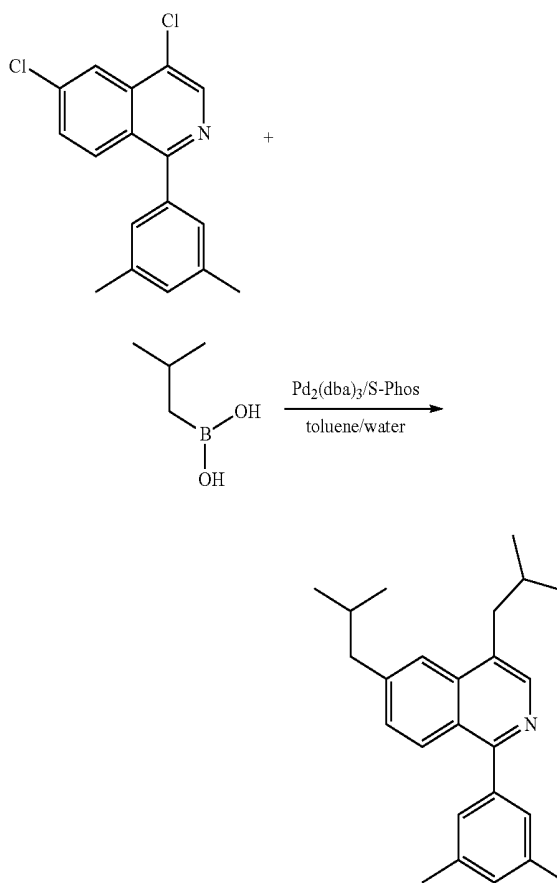
Synthesis of 4,6-Dichloroisoquinolin-1-yl trifluoromethanesulfonate

[0132] A mixture of 4,6-dichloroisoquinolin-1-ol (14.2 g, 66.5 mmol), pyridine (10.8 mL, 133 mmol) and dichloromethane (200 mL) was cooled in an ice bath. Trifluoromethanesulfonic anhydride (22.4 mL, 133 mmol) was added dropwise. The mixture was stirred overnight at room temperature. Water was added and NaHCO_3 (20 g) was added slowly. The organic layer was dried over Na_2SO_4 , concentrated and flash chromatographed using silica gel chromatography (4:1 hexanes:dichloromethane, v/v) to give 4,6-dichloroisoquinolin-1-yl trifluoromethanesulfonate (3.7 g, 16% yield).



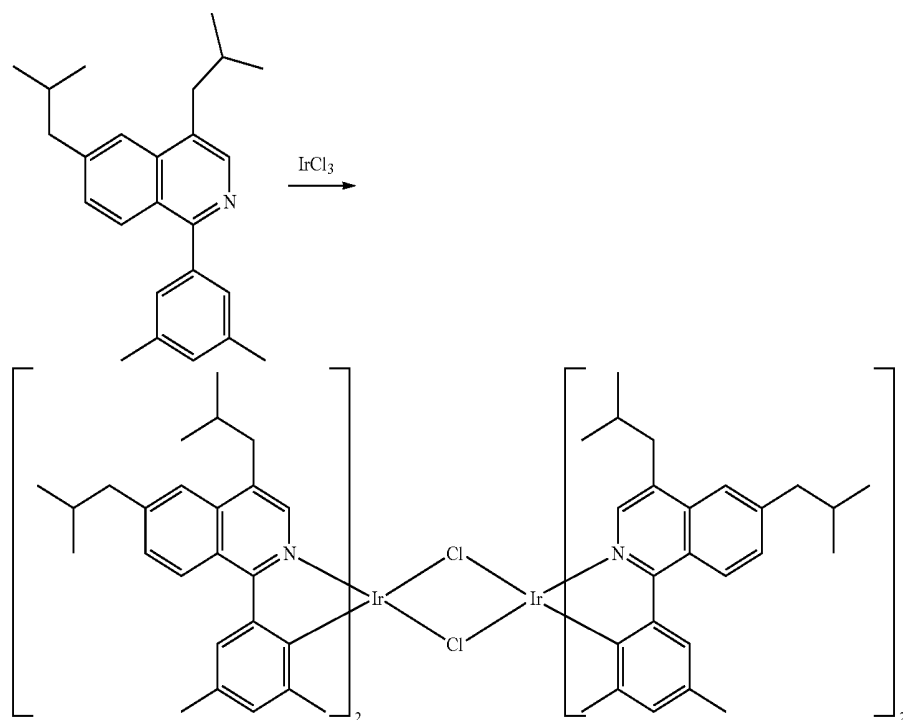
Synthesis of 4,6-Dichloro-1-(3,5-dimethylphenyl)isoquinoline

[0133] A mixture of 4,6-dichloroisoquinolin-1-yl trifluoromethanesulfonate (4.0 g, 11.6 mmol), 3,5-dimethylphenyl boronic acid (1.6 g, 10.8 mmol), $\text{Pd}(\text{PPh}_3)_4$ (0.67 g, 0.58 mmol), potassium carbonate (4.79 g, 34.7 mmol), toluene (100 mL) and water (10 mL) was purged with nitrogen and refluxed overnight. The concentrated toluene layer was chromatographed using silica gel chromatography (2:1 hexanes:dichloromethane, v/v) to give 4,6-dichloro-1-(3,5-dimethylphenyl)isoquinoline (3.0 g, 92% yield).



Synthesis of 1-(3,5-Dimethylphenyl)isoquinoline

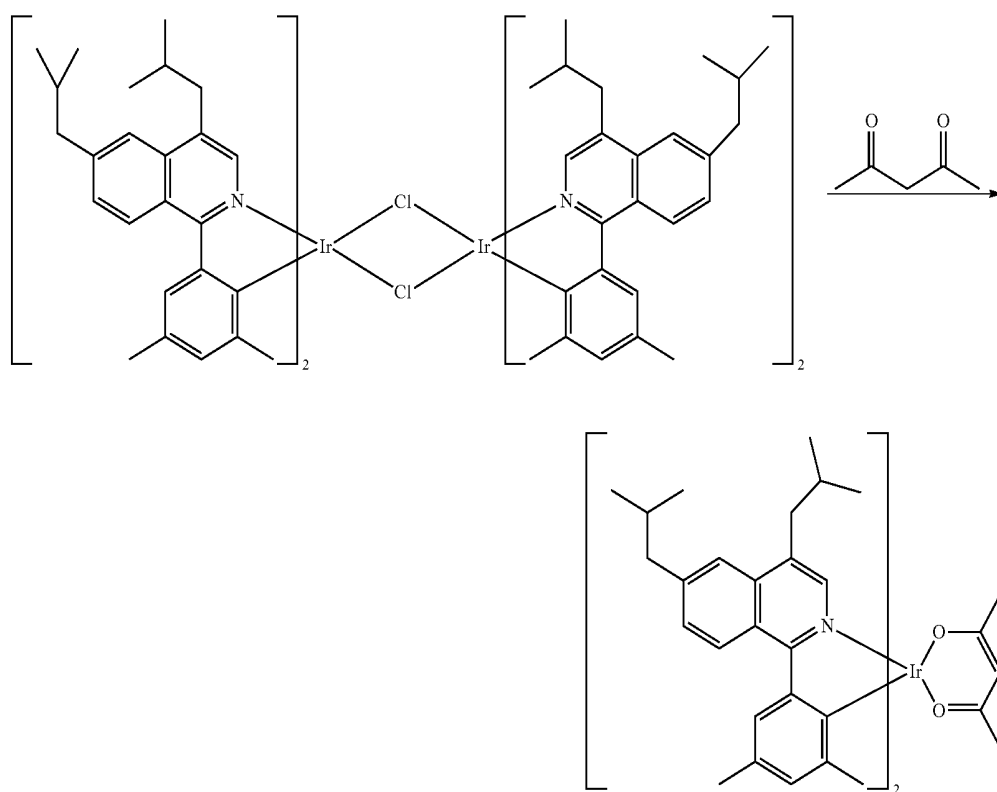
[0134] A mixture of 4,6-dichloro-1-(3,5-dimethylphenyl)isoquinoline (3.2 g, 10.59 mmol), isobutylboronic acid (4.32 g, 42.4 mmol), $\text{Pd}_2(\text{dba})_3$ (0.388 g, 0.424 mmol), dicyclohexyl(2',6'-dimethoxy-[1,1'-biphenyl]-2-yl)phosphine (0.696 g, 1.694 mmol), $\text{K}_3\text{PO}_4 \cdot \text{H}_2\text{O}$ (24.38 g, 106 mmol), toluene (133 mL) and water (11 mL) were purged with nitrogen for 30 minutes and refluxed overnight. The toluene layer was chromatographed using silica gel chromatography (100% dichloromethane to 4:1 dichloromethane:ethyl acetate, v/v) to give 1-(3,5-dimethylphenyl)isoquinoline (3.3 g, 90% yield).



Synthesis of 1-(3,5-Dimethylphenyl)isoquinoline
Iridium dimer

[0135] A mixture of 1-(3,5-dimethylphenyl)-4,6-diisobutylisoquinoline (3.3 g, 9.55 mmol), $\text{IrCl}_3 \cdot 3\text{H}_2\text{O}$ (1.475 g,

3.98 mmol), 2-ethoxyethanol (45 mL) and water (15 mL) were refluxed overnight and then filtered and washed with methanol to give 1-(3,5-dimethylphenyl)isoquinoline iridium dimer (2.0 g, 54.8% yield).

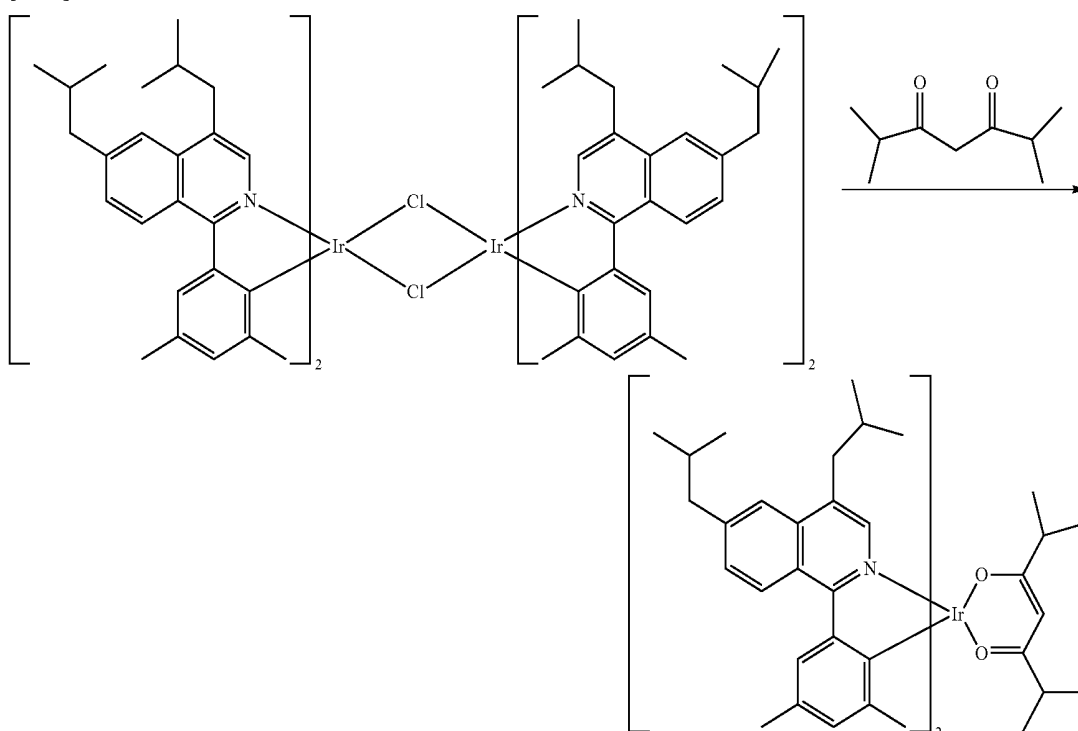


Synthesis of Compound 3

[0136] A mixture of 1-(3,5-dimethylphenyl)isoquinoline iridium dimer (1.2 g, 0.655 mmol), pentane-2,4-dione (0.655 g, 6.55 mmol), potassium carbonate (0.905 g, 6.55 mmol) and 2-ethoxyethanol (60 mL) was stirred at room temperature overnight and filtered, washed with methanol and chromaographed using silica gel chromatography (4:1 hexanes:dichloromethane, v/v, silica gel pre-treated with triethylamine). The residue was dissolved in dichloromethane and 2-propanol. The dichloromethane was removed on a rotoevaporator and 0.68 g of crystals were filtered off and then sublimed at 230° C. to give Compound 3 (0.32 g, 24.9%), which was confirmed by LC-MS.

Synthesis of Compound 22

[0137]



Synthesis of Compound 22

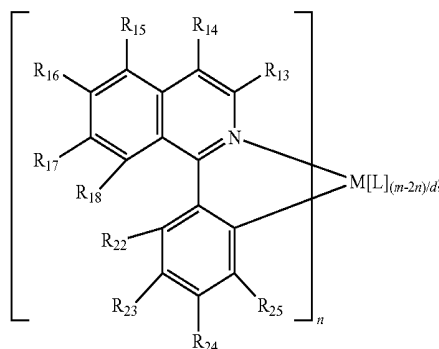
[0138] A mixture of 1-(3,5-dimethylphenyl)isoquinoline iridium dimer (0.8 g, 0.436 mmol), 2,6-dimethylheptane-3,5-dione (0.682 g, 4.36 mmol), potassium carbonate (0.603 g, 4.36 mmol) and 2-ethoxyethanol (60 mL) were stirred at room temperature overnight and filtered, washed with methanol and chromaographed on silica gel (4:1 hexanes: dichloromethane, v/v, silica gel pre-treated with triethylamine). The residue was dissolved in dichloromethane and 2-propanol. The dichloromethane was removed on a rotoevaporator and 0.60 g of crystals were obtained after filtration. It was confirmed by LC-MS.

[0139] It is understood that the various embodiments described herein are by way of example only, and are not intended to limit the scope of the invention. For example, many of the materials and structures described herein may be substituted with other materials and structures without deviating from the spirit of the invention. The present invention as claimed may therefore include variations from the particular examples and preferred embodiments

described herein, as will be apparent to one of skill in the art. It is understood that various theories as to why the invention works are not intended to be limiting.

1. A compound having the formula:

Formula I



wherein M is a metal having an atomic weight higher than 40;

wherein L is a second ligand;

wherein m is the maximum coordination number of the metal M;

wherein d is the denticity of L;

wherein n is at least 1;

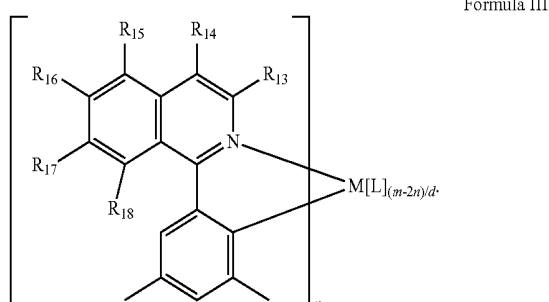
wherein each of R₁₃, R₁₄, R₁₅, R₁₆, R₁₇, and R₁₈ is independently selected from the group consisting of hydrogen, deuterium, halide, alkyl, cycloalkyl, heteroalkyl, arylalkyl, alkoxy, aryloxy, amino, silyl, germyl, alkenyl, cycloalkenyl, heteroalkenyl, alkynyl, aryl, heteroaryl, acyl, carbonyl, carboxylic acids, ester, nitrile, isonitrile, sulfanyl, sulfinyl, sulfonyl, phosphino, and combinations thereof;

wherein at least two of R₁₃, R₁₄, R₁₅, R₁₆, R₁₇, and R₁₈ are independently selected from alkyl with two to three carbon atoms;

wherein each of R_{22} , R_{23} , R_{24} , and R_{25} is independently selected from the group consisting of hydrogen, deuterium, halide, alkyl, cycloalkyl, heteroalkyl, arylalkyl, alkoxy, aryloxy, amino, silyl, alkenyl, cycloalkenyl, heteroalkenyl, alkynyl, aryl, heteroaryl, acyl, carbonyl, carboxylic acids, ester, nitrile, isonitrile, sulfanyl, sulfinyl, sulfonyl, phosphino, and combinations thereof.

2. The compound of claim 1, wherein R_{23} and R_{25} are alkyl, and R_{24} is hydrogen.

3. The compound of claim 1, wherein the compound has the formula:



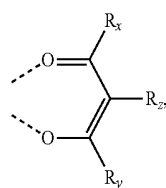
4. The compound of claim 1, wherein at least one of R_{13} , R_{15} , R_{16} , and R_{18} is selected from the group consisting of ethyl and $\text{CH}(\text{CH}_3)_2$.

5. The compound of claim 1, wherein M is Ir.

6. The compound of claim 1, wherein n is 2.

7. The compound of claim 1, wherein L is a monoanionic bidentate ligand.

8. The compound of claim 7, wherein L is



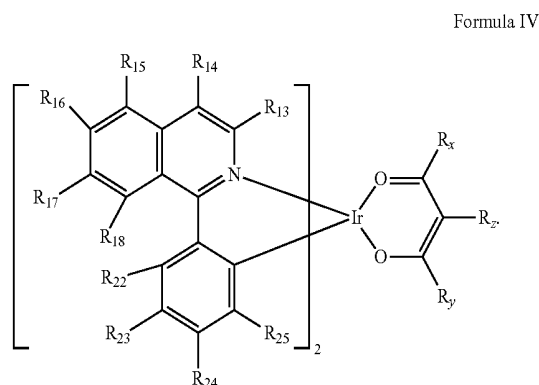
and

wherein R_x , R_y , and R_z are each independently selected from the group consisting of hydrogen, deuterium, halide, alkyl, cycloalkyl, heteroalkyl, arylalkyl, alkoxy, aryloxy, amino, silyl, alkenyl, cycloalkenyl, heteroalkenyl, alkynyl, aryl, heteroaryl, acyl, carbonyl, carboxylic acids, ester, nitrile, isonitrile, sulfanyl, sulfinyl, sulfonyl, phosphino, and combinations thereof.

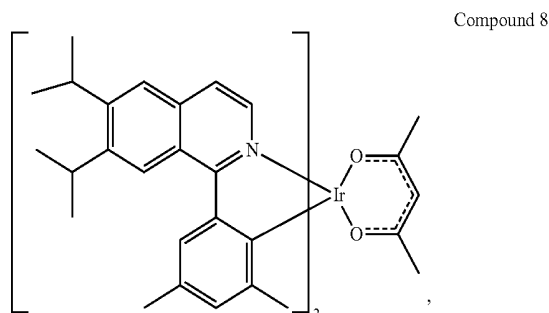
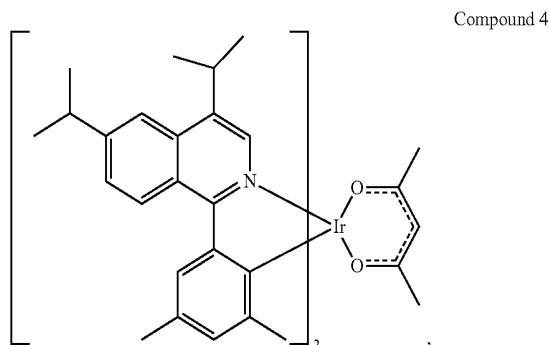
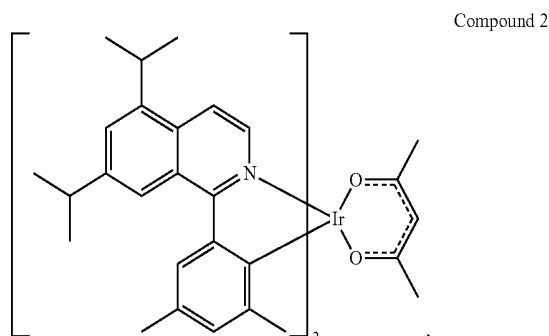
9. The compound of claim 8, wherein R_x , R_y , and R_z are independently selected from the group consisting of alkyl, hydrogen, deuterium, and combinations thereof.

10. The compound of claim 9, wherein R_z is hydrogen or deuterium, and R_x and R_y are independently selected from the group consisting of methyl, $\text{CH}(\text{CH}_3)_2$, and $\text{CH}_2\text{CH}(\text{CH}_3)_2$.

11. The compound of claim 8, wherein the compound has the formula:

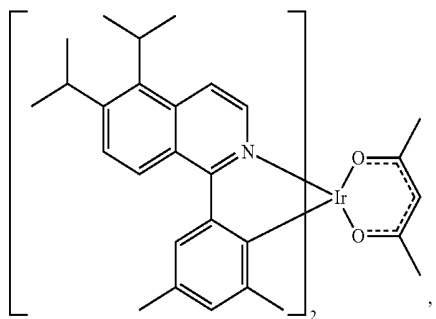


12. The compound of claim 1, wherein the compound is selected from the group consisting of:

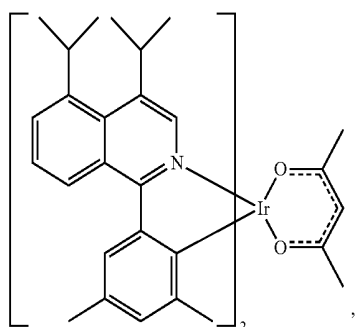


-continued

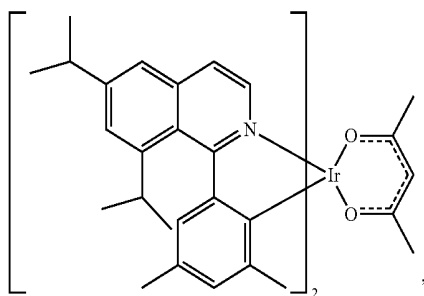
Compound 10



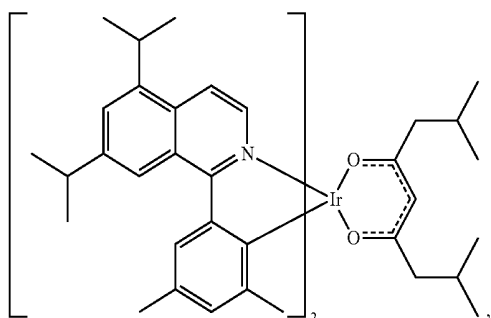
Compound 14



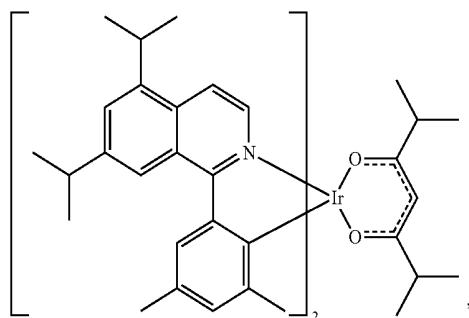
Compound 16



Compound 20

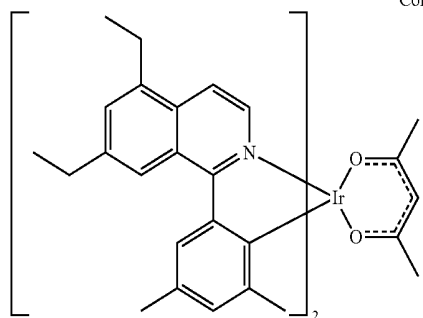


Compound 21

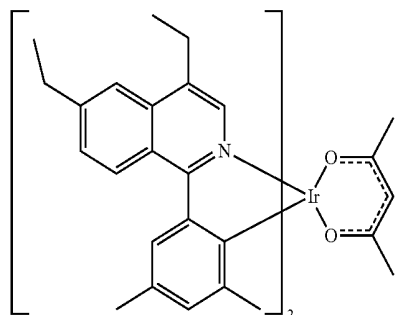


-continued

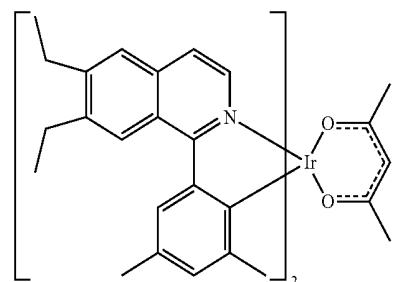
Compound 28



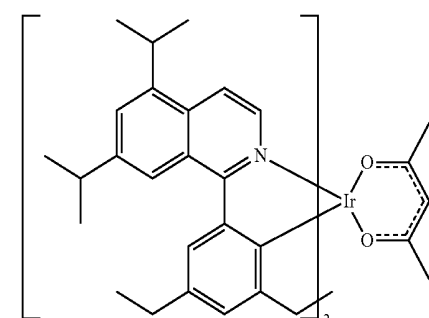
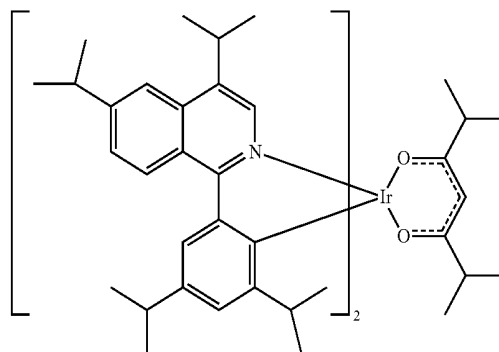
Compound 29



Compound 30



Compound 48

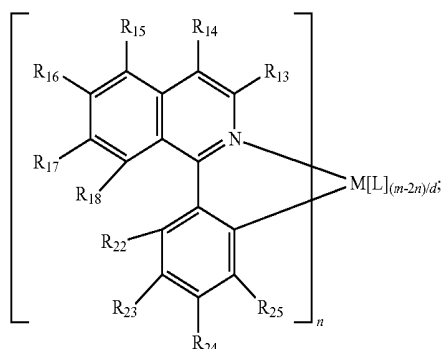
, and
Compound 50

13. A first device comprising a first organic light emitting device, comprising:

an anode;

a cathode; and

an organic layer, disposed between the anode and the cathode, comprising a compound having the formula:



Formula I

wherein M is a metal having an atomic weight higher than 40;

wherein L is a second ligand;

wherein m is the maximum coordination number of the metal M;

wherein d is the denticity of L;

wherein n is at least 1;

wherein each of R₁₃, R₁₄, R₁₅, R₁₆, R₁₇, and R₁₈ is independently selected from the group consisting of hydrogen, deuterium, halide, alkyl, cycloalkyl, heteroalkyl, arylalkyl, alkoxy, aryloxy, amino, silyl, germyl, alkenyl, cycloalkenyl, heteroalkenyl, alkynyl, aryl, heteroaryl, acyl, carbonyl, carboxylic acids, ester, nitrile, isonitrile, sulfanyl, sulfinyl, sulfonyl, phosphino, and combinations thereof;

wherein at least two of R₁₃, R₁₄, R₁₅, R₁₆, R₁₇, and R₁₈ are independently selected from alkyl with two to three carbon atoms; and

wherein each of R₂₂, R₂₃, R₂₄, and R₂₅ is independently selected from the group consisting of hydrogen, deuterium, halide, alkyl, cycloalkyl, heteroalkyl, arylalkyl, alkoxy, aryloxy, amino, silyl, alkenyl, cycloalkenyl, heteroalkenyl, alkynyl, aryl, heteroaryl, acyl, carbonyl, carboxylic acids, ester, nitrile, isonitrile, sulfanyl, sulfinyl, sulfonyl, phosphino, and combinations thereof.

14. The first device of claim 13, wherein the first device is a consumer product.

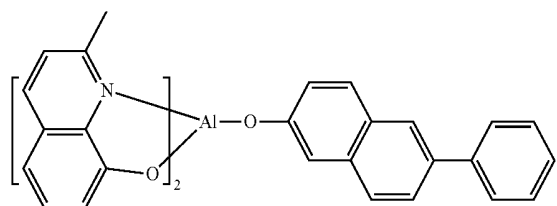
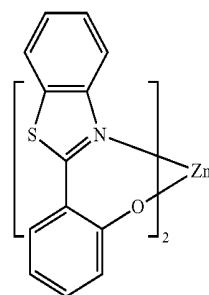
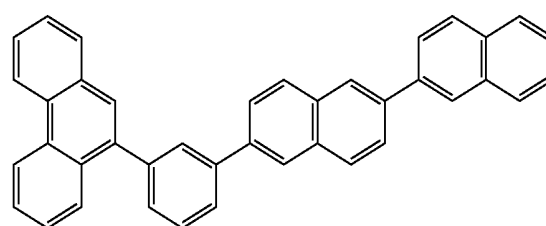
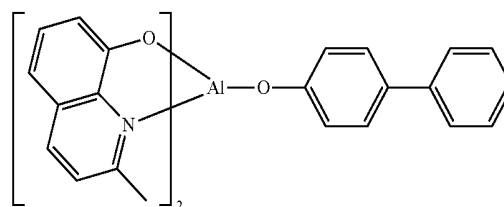
15. The first device of claim 13, wherein the first device is an organic light-emitting device.

16. The first device of claim 13, wherein the organic layer is an emissive layer and the compound is a non-emissive dopant.

17. The first device of claim 13, wherein the organic layer further comprises a host.

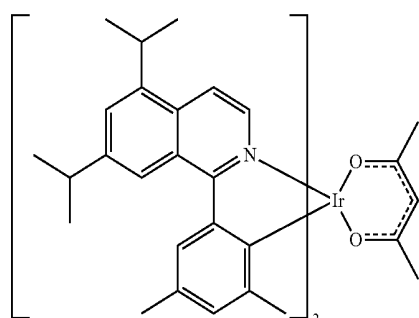
18. The first device of claim 17, wherein the host is a metal 8-hydroxyquinolate.

19. The first device of claim 17, wherein the host is selected from the group consisting of:



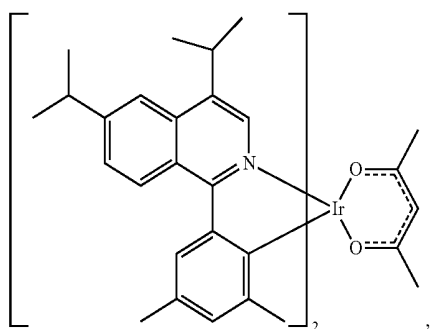
and combinations thereof.

20. The first device of claim 13, wherein the compound is selected from the group consisting of:



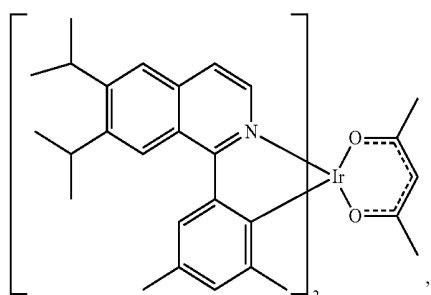
Compound 2

-continued

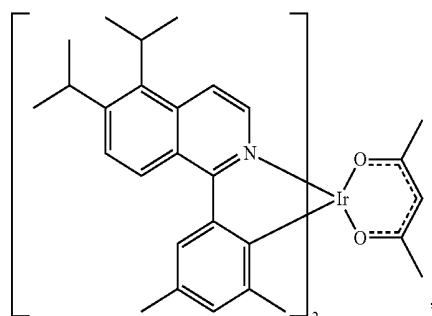


Compound 4

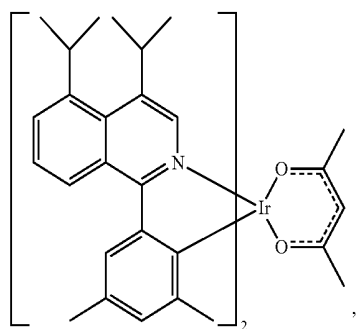
Compound 8



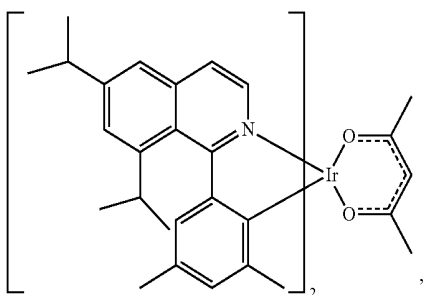
Compound 10



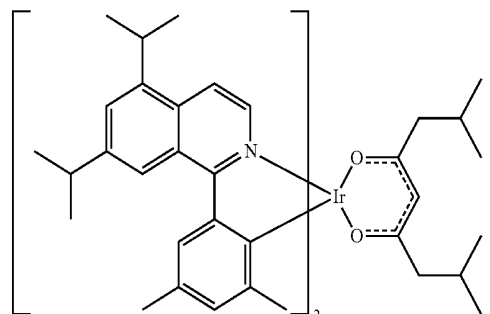
Compound 14



Compound 16

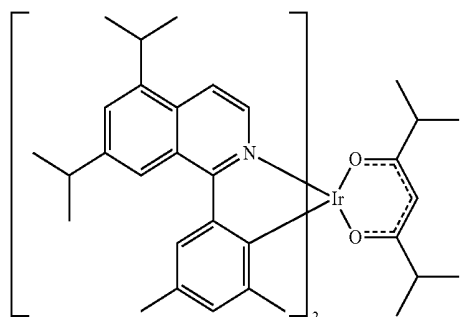


-continued

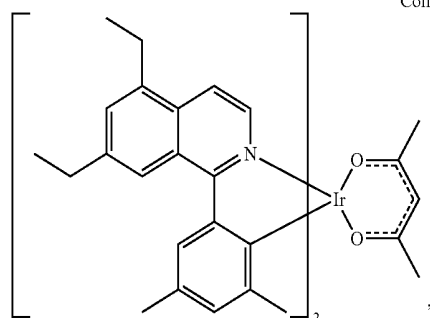


Compound 20

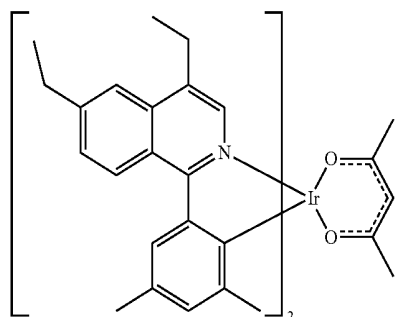
Compound 21



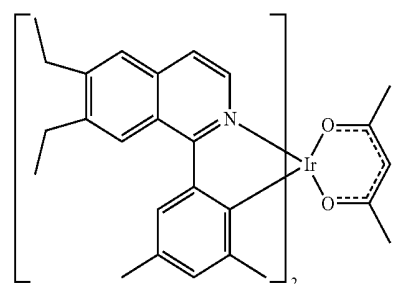
Compound 28



Compound 29

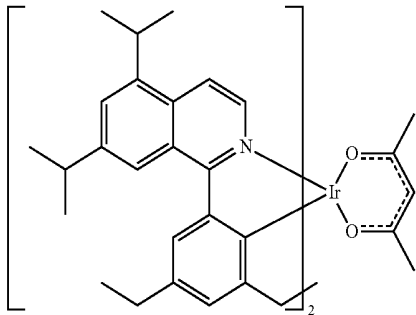


Compound 30



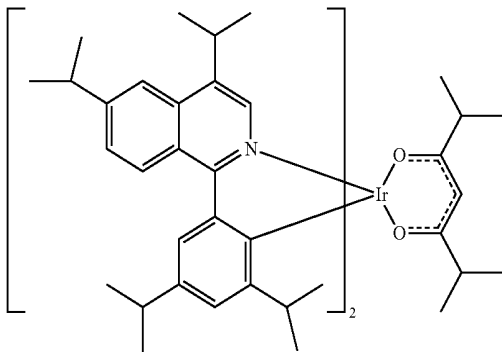
-continued

Compound 48



, and

Compound 50



* * * * *

专利名称(译)	有机电致发光材料和器件		
公开(公告)号	US20200006675A1	公开(公告)日	2020-01-02
申请号	US16/563074	申请日	2019-09-06
[标]申请(专利权)人(译)	环球展览公司		
申请(专利权)人(译)	通用显示器公司		
当前申请(专利权)人(译)	通用显示器公司		
[标]发明人	MA BIN DEANGELIS ALAN XIA CHUANJUN		
发明人	MA, BIN DEANGELIS, ALAN XIA, CHUANJUN		
IPC分类号	H01L51/00 C07F15/00 H05B33/14 C09K11/06 C09K11/02		
CPC分类号	H01L51/5024 H05B33/14 C07F15/0033 C09K2211/185 H01L51/5088 H01L51/5096 C09K11/06 H01L51/5092 H01L51/0085 H01L51/5072 H01L51/5016 H01L51/5056 C09K2211/1029 C09K11/025 H01L51/0072		
外部链接	Espacenet USPTO		

摘要(译)

提供了新颖的磷光金属络合物，其包含在异喹啉环上具有至少两个取代基的2-苯基异喹啉配体。所公开的化合物具有低的升华温度，这使得易于纯化和制造各种OLED器件。

